

**REVIEWED**  
 By Celena Shrum at 3:14 pm, Apr 15, 2020

Tamara Salazar's initials were not on the central file when I initially reviewed it so I re-reviewed it after her initials were added on 4/16/2020. *CS*

*TS* \$ 4/15/2020

**Worklist: 4165**

<u>LAB CASE</u>	<u>ITEM</u>	<u>ITEM TYPE</u>	<u>DESCRIPTION</u>	
M2020-1204	2	BCK	AM 28 Blood Multi-Drug Quant Panel 1 by LC-QQQ	
M2020-1210	4	BCK	AM 28 Blood Multi-Drug Quant Panel 1 by LC-QQQ	
M2020-1270	2	BCK	AM 28 Blood Multi-Drug Quant Panel 1 by LC-QQQ	
P2020-0979	3	BCK	AM 28 Blood Multi-Drug Quant Panel 1 by LC-QQQ	
P2020-0983	1	BCK	AM 28 Blood Multi-Drug Quant Panel 1 by LC-QQQ	
P2020-0999	1	BCK	AM 28 Blood Multi-Drug Quant Panel 1 by LC-QQQ	
P2020-1009	1	BCK	AM 28 Blood Multi-Drug Quant Panel 1 by LC-QQQ	
P2020-1010	1	BCK	AM 28 Blood Multi-Drug Quant Panel 1 by LC-QQQ	
P2020-1011	1	BCK	AM 28 Blood Multi-Drug Quant Panel 1 by LC-QQQ	
P2020-1022	1	BCK	AM 28 Blood Multi-Drug Quant Panel 1 by LC-QQQ	
P2020-1029	1	BCK	AM 28 Blood Multi-Drug Quant Panel 1 by LC-QQQ	
P2020-1048	2	BCK	AM 28 Blood Multi-Drug Quant Panel 1 by LC-QQQ	
P2020-1062	1	BCK	AM 28 Blood Multi-Drug Quant Panel 1 by LC-QQQ	
P2020-1065	1	BCK	AM 28 Blood Multi-Drug Quant Panel 1 by LC-QQQ	
P2020-1066	1	BCK	AM 28 Blood Multi-Drug Quant Panel 1 by LC-QQQ	
P2020-1081	1	BCK	AM 28 Blood Multi-Drug Quant Panel 1 by LC-QQQ	
P2020-1082	1	BCK	AM 28 Blood Multi-Drug Quant Panel 1 by LC-QQQ	
P2020-1086	1	BCK	AM 28 Blood Multi-Drug Quant Panel 1 by LC-QQQ	
P2020-1086	2	BCK	AM 28 Blood Multi-Drug Quant Panel 1 by LC-QQQ	
P2020-1112	1	BCK	AM 28 Blood Multi-Drug Quant Panel 1 by LC-QQQ	

## AM# 28: Multi-Drug Quantitation in Blood and Urine by LC-MS/MS

Extraction Date: 04/14/20  
Plate lot#: Item #:IDP-111 Lot:190729

Analyst: Sarah Pickle  
Plate Expiration: 01/29/20

**Mobile phase A:** 5mM Amm Form + 0.01% FA  
0.5M Ammonium Hydroxide

**Mobile phase B:** 0.01% Formic Acid in MeOH  
Ethyl Acetate 20% Methanol in Water

**Blank Blood Lot:** 445283-3

**Column:** Agilent 120 EC-C18 (2.1x 100-2.7um)

**Blank Urine Lot:** POC031319

**LCMS-QQQ ID:** 069901

### Pre-Analytic:

- 1. Check levels of mobile phases and needle wash refill as needed. Ensure waste is not full.
- 2. Ensure correct column is installed and begin mobile phase flow allow to equilibrate ~ 30 minutes.

### Analytic:

- 1. Remove standards, plate, controls, and samples from cold storage. Allow to reach room temperature.
- 2. Urine Hydrolysis: In blank well, add 250µL urine, 40µL BG Turbo, and 100µL 500mM sodium phosphate buffer. Place plate on shaker for 5 minutes.
- 3. Pipette **250µL blood and urine** (if applicable) (**calibrated pipette**) in wells of analytical (standards) plate.  
**Pipette ID: #16**
- 4. Place on shaking incubator at ambient temp., 900rpm for 15 minutes. *Shaker ID: 067105*
- 5. Pipette **250µL 0.5M ammonium hydroxide** in wells of analytical plate.
- 6. Place on shaking incubator at ambient temp., 900rpm for 15 minutes.
- 7. Transfer **300µL of blood+base** or **urine+base** mixture to corresponding wells of SLE+ plate.
- 8. Apply positive pressure for approx. 10-15 seconds (or until no liquid remains on top of sorbent).  
*(Load at 85-100 PSI- Selector to the right) Manifold ID: 067104*
- 9. Wait 5 minutes.
- 10. Add **900uL ethyl acetate**.
- 11. Wait 5 minutes.
- 12. Apply positive pressure for approx. 15 seconds. *(10-15 PSI- Selector to the left)*.
- 13. Add **900uL ethyl acetate**.
- 14. Wait 5 minutes.
- 15. Apply positive pressure for approx. 15 seconds. *(10-15 PSI- Selector to the left)*.
- 16. Remove plate containing eluate. Place on SPE Dry and evaporate to dryness at approx. 35°C. If run contains urine, add 50µL 1%HCl in MeOH to wells and place plate cover on plate before drying. *SPE Dry ID: 067103*
- 17. Reconstitute in **100µL 20% MeOH** and heat seal plate with foil. Place in autosampler and run worklist.

### Post-Analytic

- 1. Create batch and process data.  
Worklist path: *D:\MassHunter\Data\2020\AM 27-28\041420 AM 27 28 SP*  
Batch Name: *AM 28*
- 2. Make necessary changes to integration limits
- 3. Integration linear and R<sup>2</sup> values ≥0.98 for each analyte.
- 4. For unknown samples and controls: response ratio within 20% of average of controls and standards, RT within +/- 5% (tramadol RT +/-2%), S/N for primary transition >10 and secondary transitions >5.
- 5. Did all QCs pass for each analyte? Y / N Add Control data to QC tracking spreadsheet.
- 6. Central File Packet to include: LIMS Worklist, Method Checklist, Calibration and Control Reports.

COMMENTS: *Curves limited: 7-aminoclonazepam 5-500, amphetamine 5-500, buprenorphine 2.5-100, lamotrigine 5-250, lorazepam 5-100, norbuprenorphine 2.5-100*

*Case sample P2020-0871 from worklist 4106 was re-run with this batch of cases. Sarah Pickle acted as the primary analyst and performed steps 4-17. I, Tamara Salazar, approve of the methods used.*

TS

**Idaho State Police  
Forensic Services  
Toxicology Discipline**

---

---

**Request for Departure from an Analytical Method**

---

Date of Request  
**01/13/2020**

Forensic Scientist  
Celena Shrum

Analytical Methods  
Toxicology AM #25, Toxicology AM #26/27, and AM #28

Deviation

The expiration dates listed for the current batch of PinPoint ToxBox extraction plates are as follows:

- \*MDS (batch IDP-107-190725)- Expiration is 1/25/2020
- \*THC (batch IDP-108-190716)- Expiration is 1/16/2020
- \*MDQ P1 (batch IDP-111-190729)- Expiration is 1/29/2020
- \*MDQ P2 (batch IDP-112-190730)- Expiration is 1/30/2020

I am issuing a deviation to allow for the use of the remaining plates of these batches. The controls will be used to evaluate if the plate is working as intended. In addition, at least one external control must be included for each run.

*Celena Shrum*

Date: 01/13/2020  
Celena Shrum  
Toxicology Discipline Lead



# Idaho State Police Forensic Services

## AM #25 Blood Multi-Drug Screen by LCMS-QQQ And AM #28 Blood Multi-Drug Confirmatory Analysis by LCMS-QQQ---Panel 1

### Methanol External Control Solution (Lot: 031820)

*100  $\mu$ L of 1mg/mL stock was added to each drug to 9700  $\mu$ L of LC MeOH.*

<i>Component</i>	<i>Source</i>	<i>Source Lot Number</i>	<i>Expiration Date</i>
Methanol (LCMS)	Fisher	193068	
O-desmethyl Tramadol	Cerilliant	FN01241702	04/30/2022
Amphetamine	Cerilliant	FE04061701	06/30/2022
Alprazolam	Cerilliant	FE07061604	07/31/2021
Prepared:	03/18/20		
Prepared By:	Sarah Pickle		
Expires:	03/18/21		

### Blood External Control Solution (Lot: WS031820)

*100  $\mu$ L of methanol external control solution was added to 9900  $\mu$ L of blood.  
Approximately 100 ng/mL of each compound.*

<i>Component</i>	<i>Source</i>	<i>Source Lot Number</i>
Negative Blood	Hemostat	445283-3
Methanol External Control Solution		031820
Prepared:	03/18/20	
Prepared by:	Sarah Pickle	
Expires:	03/18/21	



# Idaho State Police Forensic Services

## AM #25 Urine Multi-Drug Screen by LCMS-QQQ

And

## AM #28 Urine Multi-Drug Confirmatory Analysis by LCMS-QQQ---Panel 1

### Methanol External Control Solution (Lot: 031820)

100 µL of 1mg/mL stock was added to each drug to 9700 µL of LC MeOH.

<i>Component</i>	<i>Source</i>	<i>Source Lot Number</i>	<i>Expiration Date</i>
Methanol (LCMS)	Fisher	193068	
O-desmethyl Tramadol	Cerilliant	FN01241702	04/30/2022
Amphetamine	Cerilliant	FE04061701	06/30/2022
Alprazolam	Cerilliant	FE07061604	07/31/2021
Prepared:	03/18/20		
Prepared By:	Sarah Pickle		
Expires:	03/18/21		

### Urine External Control Solution (Lot: WS031820)

100 µL of methanol external control solution was added to 9900 µL of urine.

Approximately 100 ng/mL of each compound.

<i>Component</i>	<i>Source</i>	<i>Source Lot Number</i>
Negative Urine	Pocatello Lab	POC031319
Methanol External Control Solution		031820
Prepared:	03/23/20	
Prepared by:	Tamara Salazar	
Expires:	Per AM 21 reference materials used for qualitative purposes do not have an expiration date.	

TSP

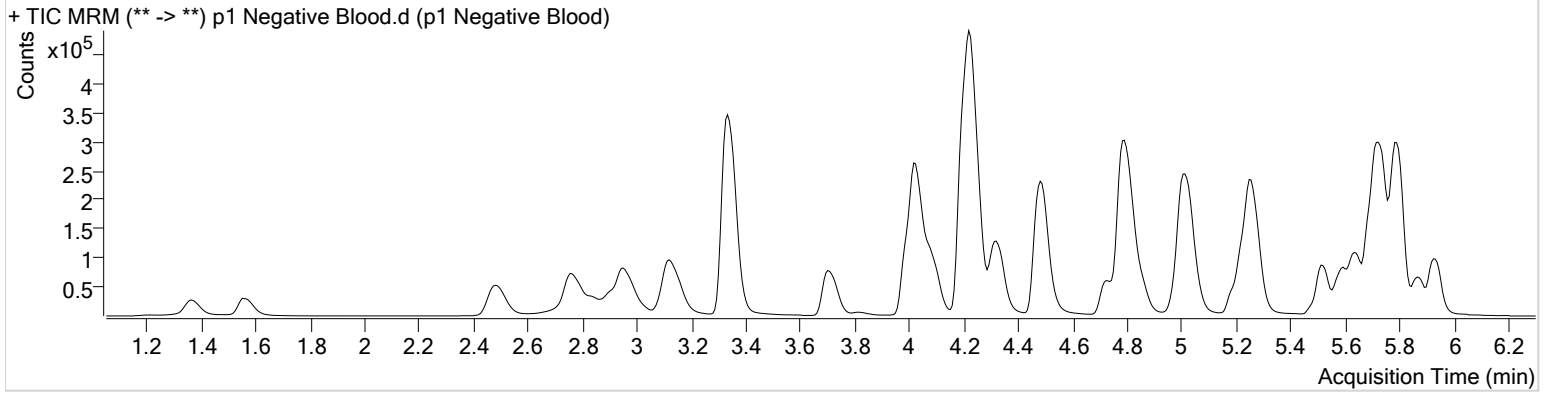


# AM #28 Multi-Drug Quant. Results

**Batch results** D:\MassHunter\Data\2020\AM 27-28\041420 AM 27 28 SP\QuantResults\AM 28.batch.bin  
**Calibration Last Update** 4/15/2020 9:37:50 AM

<b>Instrument</b>	Falco	<b>Data File</b>	p1 Negative Blood.d
<b>Type</b>	Sample	<b>Sample</b>	p1 Negative Blood
<b>Acq. Method</b>	MDQ P1 01112020.m	<b>Operator</b>	Sarah Pickle
<b>Sample Position</b>	P5-D11	<b>Comment</b>	
<b>Injection Volume</b>	2		
<b>Acq. Date-Time</b>	4/14/2020 7:13:33 PM		
<b>Sample Info.</b>			

## Sample Chromatogram



# AM #28 Multi-Drug Quant. Results

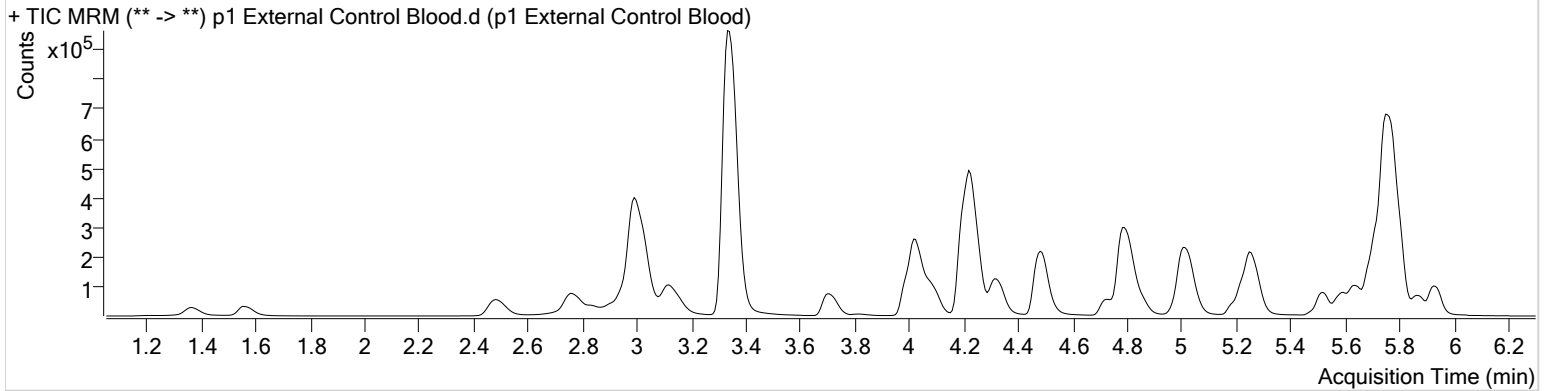
TS \$



**Batch results** D:\MassHunter\Data\2020\AM 27-28\041420 AM 27 28 SP\QuantResults\AM 28.batch.bin  
**Calibration Last Update** 4/15/2020 9:37:50 AM

<b>Instrument</b>	Falco	<b>Data File</b>	p1 External Control Blood.d
<b>Type</b>	Sample	<b>Sample</b>	p1 External Control Blood
<b>Acq. Method</b>	MDQ P1 01112020.m	<b>Operator</b>	Sarah Pickle
<b>Sample Position</b>	P5-C11	<b>Comment</b>	
<b>Injection Volume</b>	2		
<b>Acq. Date-Time</b>	4/14/2020 7:24:09 PM		
<b>Sample Info.</b>			

**Sample Chromatogram**



Name	RT	Resp.	S/N	Ratio	S/N	ISTD Resp.	Final Conc.
Alprazolam	5.756	752803	6874.74	103.0	6947.88	224525	85.1079 ng/ml
Amphetamine	2.994	1078895	12713.59	52.4	16889.35	145523	97.6274 ng/ml
O-desmethyl-tramadol	3.341	2222746	6437.12	6.0	1452.10	1287976	92.7394 ng/ml



TS \$

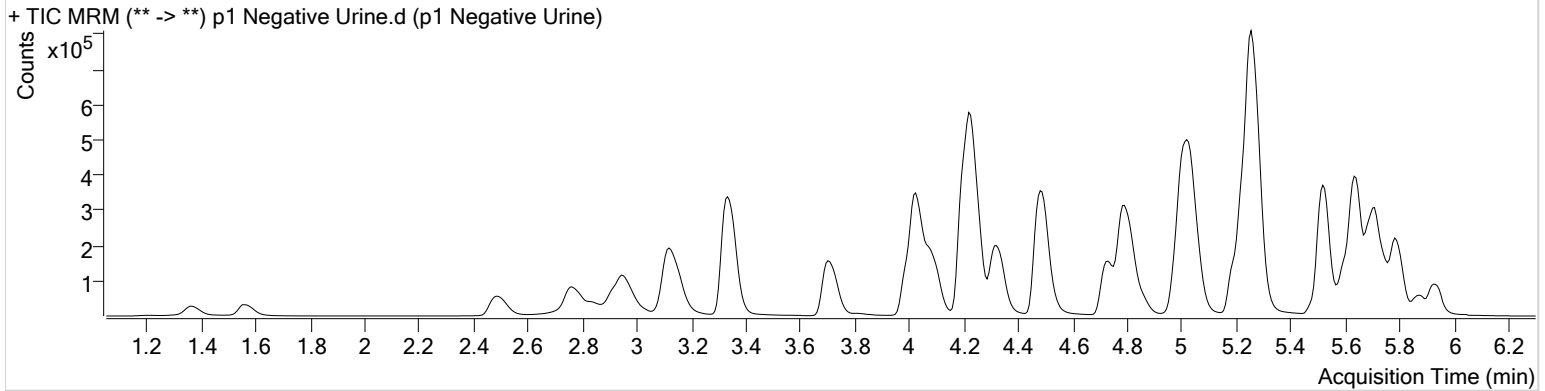


# AM #28 Multi-Drug Quant. Results

**Batch results** D:\MassHunter\Data\2020\AM 27-28\041420 AM 27 28 SP\QuantResults\AM 28.batch.bin  
**Calibration Last Update** 4/15/2020 9:37:50 AM

<b>Instrument</b>	Falco	<b>Data File</b>	p1 Negative Urine.d
<b>Type</b>	Sample	<b>Sample</b>	p1 Negative Urine
<b>Acq. Method</b>	MDQ P1 01112020.m	<b>Operator</b>	Sarah Pickle
<b>Sample Position</b>	P5-F8	<b>Comment</b>	
<b>Injection Volume</b>	2		
<b>Acq. Date-Time</b>	4/14/2020 7:45:21 PM		
<b>Sample Info.</b>			

## Sample Chromatogram



TS \$

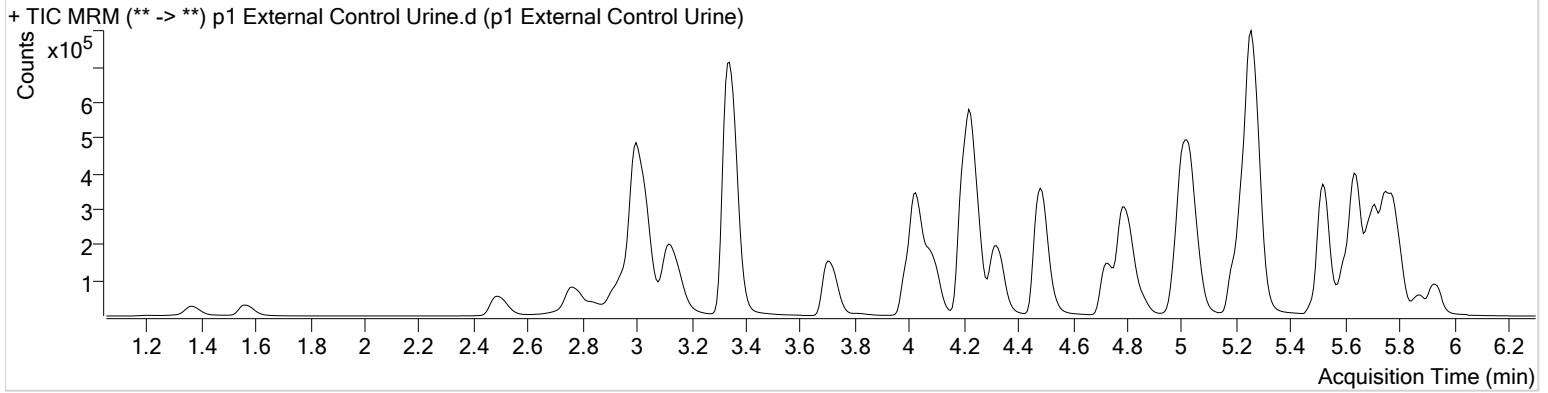


# AM #28 Multi-Drug Quant. Results

**Batch results** D:\MassHunter\Data\2020\AM 27-28\041420 AM 27 28 SP\QuantResults\AM 28.batch.bin  
**Calibration Last Update** 4/15/2020 9:37:50 AM

<b>Instrument</b>	Falco	<b>Data File</b>	p1 External Control Urine.d
<b>Type</b>	Sample	<b>Sample</b>	p1 External Control Urine
<b>Acq. Method</b>	MDQ P1 01112020.m	<b>Operator</b>	Sarah Pickle
<b>Sample Position</b>	P5-E8	<b>Comment</b>	
<b>Injection Volume</b>	2		
<b>Acq. Date-Time</b>	4/14/2020 7:55:57 PM		
<b>Sample Info.</b>			

## Sample Chromatogram



Name	RT	Resp.	S/N	Ratio	S/N	ISTD Resp.	Final Conc.
Alprazolam	5.756	301643	503.89	101.9	2107.40	141245	54.3858 ng/ml
Amphetamine	3.001	1332670	11551.61	52.4	12673.97	286203	60.9274 ng/ml
O-desmethyl-tramadol	3.341	1354065	3165.16	6.0	1098.54	1218921	59.6714 ng/ml

# AM #28 Multi-Drug Quant. Results

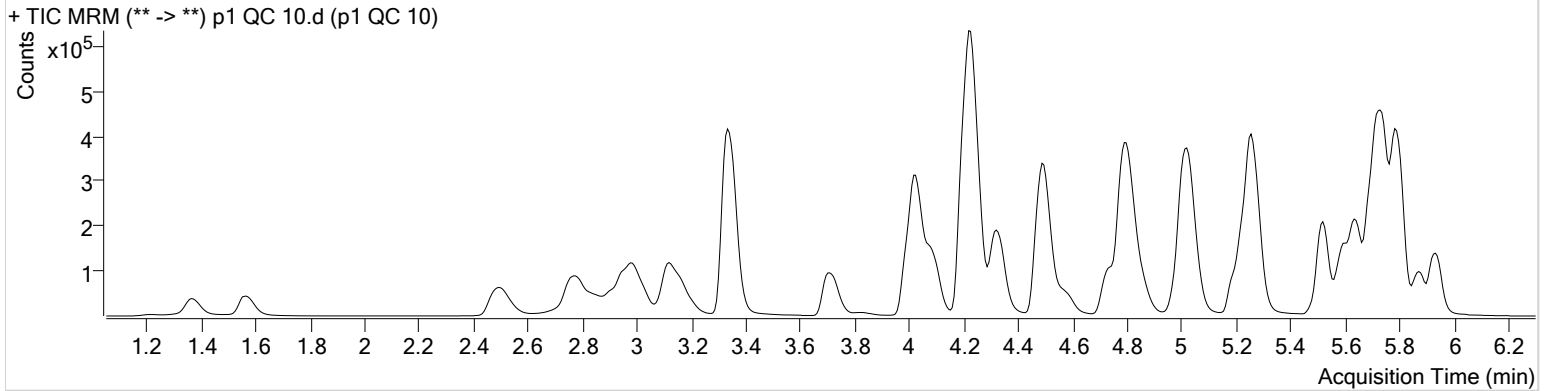
TS \$



**Batch results** D:\MassHunter\Data\2020\AM 27-28\041420 AM 27 28 SP\QuantResults\AM 28.batch.bin  
**Calibration Last Update** 4/15/2020 9:37:50 AM

<b>Instrument</b>	Falco	<b>Data File</b>	p1 QC 10.d
<b>Type</b>	QC	<b>Sample</b>	p1 QC 10
<b>Acq. Method</b>	MDQ P1 01112020.m	<b>Operator</b>	Sarah Pickle
<b>Sample Position</b>	P5-H11	<b>Comment</b>	
<b>Injection Volume</b>	2		
<b>Acq. Date-Time</b>	4/14/2020 5:38:08 PM		

**Sample Chromatogram**



Name	RT	Resp.	S/N	Ratio	S/N	ISTD Resp.	Final Conc.
6-MAM	3.103	2031	241.93	74.2	3236.97	48477	0.9274 ng/ml
7-aminoclonazepam	4.224	53712	246.03	81.0	232.11	223401	9.8791 ng/ml
a-hydroxyalprazolam	5.673	21648	199.59	64.7	350.36	51364	9.7228 ng/ml
alpha-PVP	4.330	105304	561.93	50.4	1619.33	473247	10.0872 ng/ml
Alprazolam	5.756	89414	1325.60	102.6	1020.48	227010	10.4274 ng/ml
Amphetamine	3.001	150841	1600.47	53.2	1623.89	180349	10.0873 ng/ml
Benzoylcegonine	3.840	4861	300.92	8.7	29.23	17614	9.9992 ng/ml
<b>Buprenorphine</b>	<b>5.665</b>	<b>2215</b>	<b>37.80</b>	<b>17.1</b>	<b>37.10</b>	<b>82330</b>	<b>0.9931 ng/ml</b>
Bupropion	4.746	81896	677.42	59.9	265.28	284079	10.0961 ng/ml
Carisoprodol	5.705	76786	8982.99	53.8	319.25	368580	10.1965 ng/ml
Citalopram	5.202	52390	1722.32	41.1	1615.00	236155	9.7410 ng/ml
Clonazepam	5.586	108336	8910.32	34.0	169.05	131339	9.9478 ng/ml
Cocaine	4.237	113150	4603.12	44.5	3962.89	891937	10.1302 ng/ml
Codeine	2.536	13577	251.18	101.1	594.65	60156	10.2025 ng/ml
Cyclobenzaprine	5.610	39151	217.90	9.6	65.27	148846	10.3332 ng/ml
Dextromethorphan	5.245	27618	∞	81.7	453.92	134604	9.2447 ng/ml
Dextrorphan	4.093	24642	1078.18	209.6	3199.48	315757	10.1023 ng/ml
Diazepam	5.941	62869	348.54	88.8	385.21	290590	10.0548 ng/ml
Dihydrocodeine	2.514	33076	553.42	67.1	4614.96	185808	10.0402 ng/ml
Diphenhydramine	5.266	122010	2657.99	33.4	319.46	839282	10.3338 ng/ml
Doxylamine	4.500	220743	6243.32	97.1	3763.01	932684	10.0719 ng/ml
EDDP	5.237	61375	1499.67	42.2	365.96	328328	9.9927 ng/ml
Fentanyl	5.059	4037	291.11	61.8	4196.62	213653	1.0106 ng/ml
Fluoxetine	5.702	45978	3555.40	8.8	∞	185584	10.1390 ng/ml
Hydrocodone	2.985	41510	∞	40.1	58.55	270354	10.3795 ng/ml
Hydromorphone	1.574	31882	189.47	80.3	582.01	122198	9.7859 ng/ml
Ketamine	4.013	105773	3415.46	38.4	809.35	471526	10.1125 ng/ml
Lamotrigine	4.234	10494	539.79	81.3	1736.41	471526	10.3876 ng/ml
Lorazepam	5.728	92098	∞	54.8	211.36	131339	10.5750 ng/ml
Meprobamate	4.868	38374	2553.87	25.8	13079.21	207792	9.6055 ng/ml
Methadone	5.641	71354	1723.56	54.6	287.01	337013	10.3841 ng/ml
Methamphetamine	3.181	81738	579.22	41.7	169.11	317402	9.5867 ng/ml
Metoprolol	4.292	16323	2359.65	92.8	1444.40	1119900	10.0143 ng/ml

TS \$



# AM #28 Multi-Drug Quant. Results

Name	RT	Resp.	S/N	Ratio	S/N	ISTD Resp.	Final Conc.
Mirtazapine	4.576	94426	3112.05	49.4	7412.63	473247	9.3798 ng/ml
Mitragynine	5.187	11867	1330.95	39.1	20602.46	337013	10.3406 ng/ml
Morphine	1.220	4422	655.28	23.0	422.04	4330	10.3386 ng/ml
* <del>Norbuprenorphine</del>	<del>4.976</del>	<del>286</del>	<del>16.79</del>	<del>81.0</del>	<del>425.63</del>	<del>10287</del>	<del>1.0963 ng/ml</del>
Nordiazepam	5.881	58846	1352.02	57.5	398.02	181174	10.3379 ng/ml
Norfentanyl	4.053	15962	320.90	38.4	63.81	711496	0.9483 ng/ml
Norhydrocodone	3.032	3850	∞	40.6	35.53	42207	9.3352 ng/ml
Noroxycodone	2.869	38230	395.00	49.9	828.06	118976	9.8661 ng/ml
O-desmethyl-tramadol	3.341	242284	1331.49	6.0	413.88	1280912	10.1026 ng/ml
Oxazepam	5.738	101800	∞	73.2	1611.78	616335	10.1206 ng/ml
Oxycodone	2.787	83491	459.99	32.2	604.81	376003	10.3625 ng/ml
Oxymorphone	1.370	32479	206.13	49.6	111.89	116025	9.9628 ng/ml
Phentermine	3.738	30100	∞	2.8	44.14	362691	10.0914 ng/ml
Promethazine	5.520	91058	1535.27	30.5	659.99	404050	10.5697 ng/ml
Quetiapine	5.503	56891	617.07	59.7	52722.15	72194	10.6425 ng/ml
Sertraline	5.770	23348	438.07	91.1	786.29	102575	10.0608 ng/ml
Temazepam	5.805	166040	2200.14	29.6	2589.31	849082	10.4383 ng/ml
Tramadol	4.219	230163	7356.03	3.4	111.21	1119900	10.4267 ng/ml
Trazodone	5.031	74132	1403.70	77.4	845.67	306827	10.0886 ng/ml
Venlafaxine	5.013	151501	620.21	35.7	366.10	789235	10.2712 ng/ml
Zolpidem	4.810	243727	2669.28	31.0	10173.00	1136858	9.9203 ng/ml

\*outside curve range

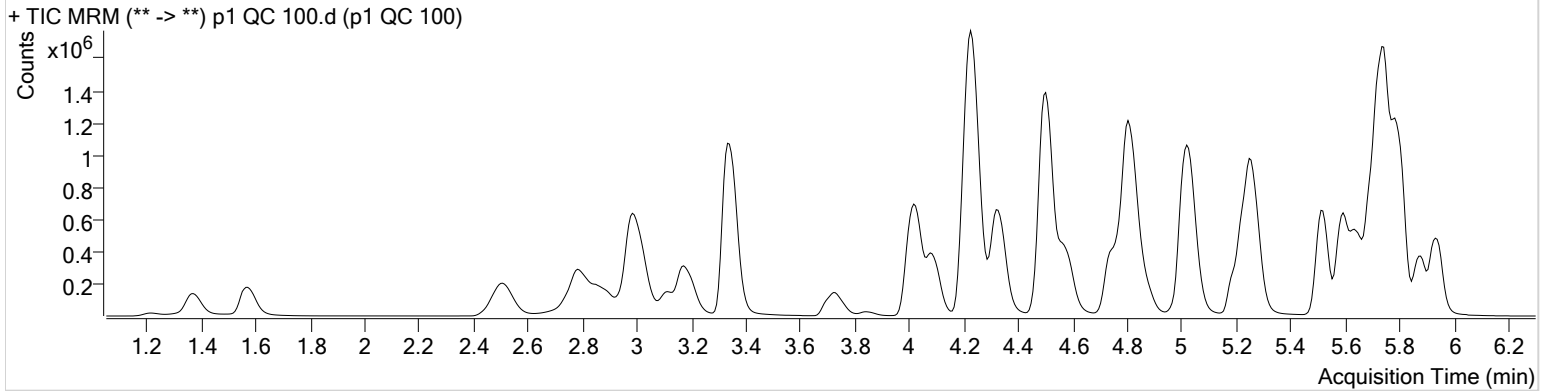


# AM #28 Multi-Drug Quant. Results

**Batch results** D:\MassHunter\Data\2020\AM 27-28\041420 AM 27 28 SP\QuantResults\AM 28.batch.bin  
**Calibration Last Update** 4/15/2020 9:37:50 AM

<b>Instrument</b>	Falco	<b>Data File</b>	p1 QC 100.d
<b>Type</b>	QC	<b>Sample</b>	p1 QC 100
<b>Acq. Method</b>	MDQ P1 01112020.m	<b>Operator</b>	Sarah Pickle
<b>Sample Position</b>	P5-G11	<b>Comment</b>	
<b>Injection Volume</b>	2		
<b>Acq. Date-Time</b>	4/14/2020 5:59:22 PM		

**Sample Chromatogram**



Name	RT	Resp.	S/N	Ratio	S/N	ISTD Resp.	Final Conc.
6-MAM	3.103	21770	21008.32	74.0	6560.26	52183	9.5890 ng/ml
7-aminoclonazepam	4.224	513493	11717.10	80.1	7230.66	226134	98.4243 ng/ml
a-hydroxyalprazolam	5.673	209289	1053.53	63.2	701.16	50716	98.5068 ng/ml
alpha-PVP	4.330	1073319	2323.64	51.3	16520.44	489304	95.0839 ng/ml
Alprazolam	5.756	847339	2446.89	101.8	4266.68	219164	98.0643 ng/ml
Amphetamine	2.994	1433323	21461.93	52.8	12770.71	180893	104.4105 ng/ml
Benzoylcegonine	3.840	51217	1268.40	8.1	148.91	18630	104.2832 ng/ml
Buprenorphine	5.665	17874	∞	16.3	∞	69359	9.5008 ng/ml
Bupropion	4.746	794716	46560.65	59.0	930.96	284326	101.1121 ng/ml
Carisoprodol	5.705	716933	90851.47	55.7	3171.65	361853	99.9287 ng/ml
Citalopram	5.195	447749	3437.25	40.5	422297.18	203203	98.8886 ng/ml
Clonazepam	5.586	1052738	∞	34.5	4437.07	133550	100.3973 ng/ml
Cocaine	4.237	1107442	37673.97	45.7	29499.86	901060	94.6102 ng/ml
Codeine	2.529	139039	556.85	102.2	1307.52	63047	103.6147 ng/ml
Cyclobenzaprine	5.610	299525	543.25	9.5	239.97	120164	97.5552 ng/ml
Dextromethorphan	5.245	232499	225.12	79.7	205.67	109883	97.4728 ng/ml
Dextrorphan	4.093	245640	1278.03	210.2	2113.82	318186	100.8261 ng/ml
Diazepam	5.941	622138	760.55	87.3	1713.56	293452	100.2026 ng/ml
Dihydrocodeine	2.501	348504	8393.99	68.0	1220.12	199473	102.7119 ng/ml
Diphenhydramine	5.266	997228	847.10	33.2	488.85	713639	97.3856 ng/ml
Doxylamine	4.500	2267451	171356.36	97.0	∞	991410	96.6563 ng/ml
EDDP	5.237	694675	666.94	42.6	325.68	381475	98.4108 ng/ml
Fentanyl	5.059	31429	481.15	65.1	82365.48	168312	9.8083 ng/ml
Fluoxetine	5.702	343194	32162.14	9.0	328.04	141951	102.7804 ng/ml
Hydrocodone	2.978	407934	∞	41.5	412.30	286282	98.8462 ng/ml
Hydromorphone	1.574	334627	757.54	79.0	841.75	131836	97.0560 ng/ml
Ketamine	4.013	1074836	48100.41	38.1	996.93	500362	100.3880 ng/ml
Lamotrigine	4.241	96515	4761.87	81.5	5598.11	500362	100.5328 ng/ml
Lorazepam	5.728	797671	2417.73	55.7	∞	133550	96.5020 ng/ml
Meprobamate	4.868	386796	1035.70	26.1	6185.54	204463	97.4241 ng/ml
Methadone	5.641	577486	2422.74	55.5	∞	284208	96.6410 ng/ml
Methamphetamine	3.181	820477	3137.37	42.1	∞	338938	102.8877 ng/ml
Metoprolol	4.299	160459	4290.16	96.8	81344.17	1162396	97.3607 ng/ml

TS \$



# AM #28 Multi-Drug Quant. Results

Name	RT	Resp.	S/N	Ratio	S/N	ISTD Resp.	Final Conc.
Mirtazapine	4.576	846734	5090.76	49.0	72670.08	489304	77.6716 ng/ml
Mitragynine	5.187	102525	12029.32	37.6	32511.49	284208	105.5044 ng/ml
Morphine	1.220	48410	895.88	23.2	308.45	4830	103.7484 ng/ml
Norbuprenorphine	4.976	1767	46.44	87.4	429.08	8942	9.8006 ng/ml
Nordiazepam	5.881	579411	1716.52	56.6	1734.48	182542	102.9313 ng/ml
Norfentanyl	4.053	167278	7317.33	38.3	1081.18	756691	9.3663 ng/ml
Norhydrocodone	3.026	36693	86.56	44.8	89.54	39131	90.9525 ng/ml
Noroxycodone	2.862	387763	2029.96	50.4	659.25	121506	97.5624 ng/ml
O-desmethyl-tramadol	3.341	2513993	36514.68	6.0	2304.80	1353923	99.7874 ng/ml
Oxazepam	5.738	891894	27916.76	71.2	∞	564891	98.2173 ng/ml
Oxycodone	2.787	878931	7673.14	32.3	1422.59	402625	104.1453 ng/ml
Oxymorphone	1.370	324853	∞	48.9	753.72	125620	95.7911 ng/ml
Phentermine	3.738	293239	1652.37	2.7	469.72	365162	100.9631 ng/ml
Promethazine	5.520	720233	875.91	31.0	5248.61	327634	96.6686 ng/ml
Quetiapine	5.503	509840	7223.96	60.9	3014.46	68181	103.1614 ng/ml
Sertraline	5.770	172604	1009.99	90.6	2023.02	76432	96.8992 ng/ml
Temazepam	5.805	1625003	1117.78	30.0	944.41	862802	98.2953 ng/ml
Tramadol	4.219	2214965	2612.70	3.4	4452.68	1162396	103.2090 ng/ml
Trazodone	5.031	633357	26419.29	78.4	75311.96	279604	108.3433 ng/ml
Venlafaxine	5.013	1464169	83349.44	35.8	5033.28	788314	95.5672 ng/ml
Zolpidem	4.810	2560264	31028.30	30.3	1513.19	1206060	100.0503 ng/ml

TS \$

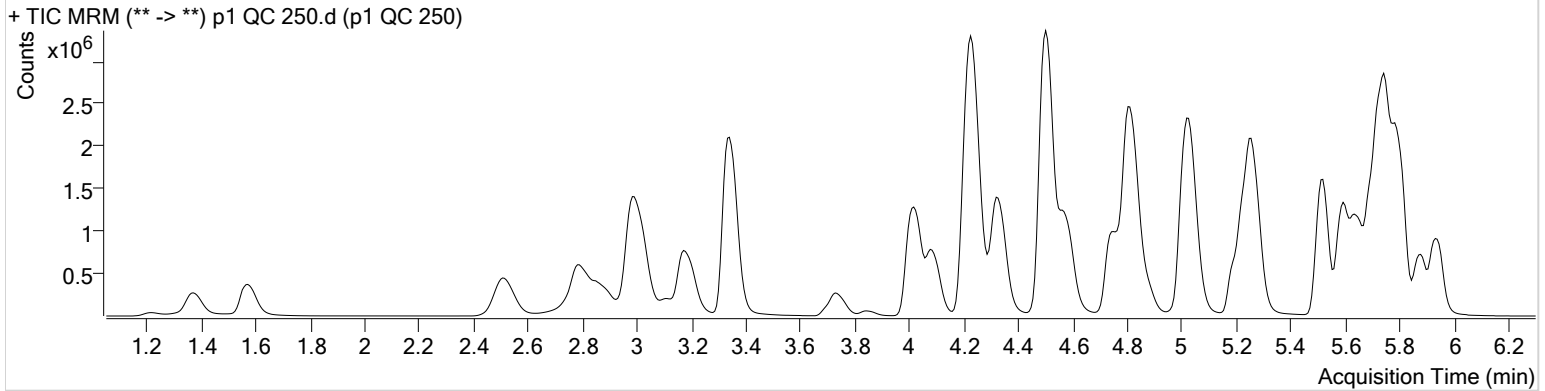


# AM #28 Multi-Drug Quant. Results

**Batch results** D:\MassHunter\Data\2020\AM 27-28\041420 AM 27 28 SP\QuantResults\AM 28.batch.bin  
**Calibration Last Update** 4/15/2020 9:37:50 AM

<b>Instrument</b>	Falco	<b>Data File</b>	p1 QC 250.d
<b>Type</b>	QC	<b>Sample</b>	p1 QC 250
<b>Acq. Method</b>	MDQ P1 01112020.m	<b>Operator</b>	Sarah Pickle
<b>Sample Position</b>	P5-F11	<b>Comment</b>	
<b>Injection Volume</b>	2		
<b>Acq. Date-Time</b>	4/14/2020 6:20:32 PM		

**Sample Chromatogram**



Name	RT	Resp.	S/N	Ratio	S/N	ISTD Resp.	Final Conc.
6-MAM	3.103	57796	1996.23	70.1	1822.61	51380	25.9225 ng/ml
7-aminoclonazepam	4.224	1038610	8385.21	81.0	31856.71	189467	238.4611 ng/ml
a-hydroxyalprazolam	5.673	450503	831.41	63.2	2135.81	43693	246.6866 ng/ml
alpha-PVP	4.330	2640175	839998.00	50.9	57760.12	476639	239.3540 ng/ml
Alprazolam	5.756	1801260	1285.34	103.5	3052.40	186327	244.4721 ng/ml
Amphetamine	2.994	3534269	70979.09	52.2	50879.15	190060	246.4420 ng/ml
Benzoylcegonine	3.840	132908	8338.36	8.0	1882.13	19555	258.5745 ng/ml
Buprenorphine	5.665	47548	6693.50	15.5	∞	69823	25.1038 ng/ml
Bupropion	4.746	2148442	82804.09	58.8	1656.38	302379	257.5996 ng/ml
Carisoprodol	5.705	1503933	114933.13	54.7	8810.86	297335	255.6488 ng/ml
Citalopram	5.195	1178842	1240.83	40.8	3731.93	214765	246.6961 ng/ml
Clonazepam	5.586	2347660	2838.63	33.6	3754.55	119380	251.3974 ng/ml
Cocaine	4.237	2591323	662423.79	44.8	74051.23	829873	239.7435 ng/ml
Codeine	2.529	327836	6761.59	101.3	4410.12	59198	260.8724 ng/ml
Cyclobenzaprine	5.610	824219	893.54	9.5	2400.14	129643	248.7527 ng/ml
Dextromethorphan	5.238	648242	14662.03	79.5	632.08	119684	249.8723 ng/ml
Dextrorphan	4.093	617322	1648.61	210.5	34786.49	313277	257.5141 ng/ml
Diazepam	5.941	1370877	5319.28	87.2	6152.59	251357	258.0717 ng/ml
Dihydrocodeine	2.501	853468	21436.31	66.3	16830.67	195649	257.1618 ng/ml
Diphenhydramine	5.272	2810287	93494.40	33.2	8526.91	803005	243.5597 ng/ml
Doxylamine	4.500	6055540	282704.50	96.4	∞	1025343	249.4682 ng/ml
EDDP	5.237	1677555	689.62	42.7	418.51	362432	250.3246 ng/ml
Fentanyl	5.059	90785	3134.91	64.1	83002.75	193692	24.5890 ng/ml
Fluoxetine	5.702	855954	5893.60	8.8	∞	142618	255.7923 ng/ml
Hydrocodone	2.978	958591	506.90	39.6	488.74	274087	243.0524 ng/ml
Hydromorphone	1.574	796018	867.64	78.5	731.94	123174	247.4449 ng/ml
Ketamine	4.013	2655434	2706.22	37.7	1401.01	490251	253.7586 ng/ml
Lamotrigine	4.248	200688	6360.56	80.6	16388.59	490251	214.8920 ng/ml
Lorazepam	<del>5.728</del>	<del>1298713</del>	<del>1261.57</del>	<del>57.0</del>	<del>52408.22</del>	<del>119380</del>	<del>176.4693 ng/ml</del>
Meprobamate	4.868	869796	∞	25.8	287.34	179885	248.8484 ng/ml
Methadone	5.648	1581157	82811.70	55.8	4083.81	312363	240.2305 ng/ml
Methamphetamine	3.181	2239478	9163.78	42.1	2998.69	374516	256.3875 ng/ml
Metoprolol	4.299	401531	5617.55	96.7	9645.12	1119921	253.3502 ng/ml

# AM #28 Multi-Drug Quant. Results



Name	RT	Resp.	S/N	Ratio	S/N	ISTD Resp.	Final Conc.
Mirtazapine	4.576	2455416	21466.55	49.3	242030.25	476639	230.2741 ng/ml
Mitragynine	5.187	276947	55259.92	38.5	∞	312363	259.2383 ng/ml
Morphine	1.220	108460	2706.94	24.0	519.65	4425	254.1218 ng/ml
Norbuprenorphine	4.970	5193	360.16	79.9	100.39	9949	26.4219 ng/ml
Nordiazepam	5.881	1274630	∞	56.8	2629.58	160167	258.3951 ng/ml
Norfentanyl	4.053	428888	1950.36	37.7	11286.03	745226	24.3878 ng/ml
Norhydrocodone	3.032	83238	207.87	45.0	∞	32387	248.3514 ng/ml
Noroxycodone	2.862	899583	1722.01	49.5	4139.80	109997	249.9457 ng/ml
O-desmethyl-tramadol	3.344	6169591	222397.19	5.9	12236.30	1302323	254.6990 ng/ml
Oxazepam	5.731	1691821	17135.01	71.0	10831.36	419603	251.0836 ng/ml
Oxycodone	2.787	2138586	∞	32.2	3197.68	391105	261.2540 ng/ml
Oxymorphone	1.370	755134	2560.58	48.3	898.20	110953	252.8491 ng/ml
Phentermine	3.738	783689	3898.00	2.7	656.28	389383	253.6180 ng/ml
Promethazine	5.520	2039701	107609.05	30.9	1895.88	366923	243.3284 ng/ml
Quetiapine	5.503	1396511	6534.63	60.6	1600.42	72922	264.5999 ng/ml
Sertraline	5.770	415299	1260.38	89.2	9570.82	73280	242.6804 ng/ml
Temazepam	5.803	3556962	38320.75	29.7	14651.83	734270	252.4136 ng/ml
Tramadol	4.213	5291934	∞	3.3	880.63	1119921	257.1055 ng/ml
Trazodone	5.031	1780868	79330.99	79.2	3630.93	313672	274.0258 ng/ml
Venlafaxine	5.013	3762310	4234.74	35.8	2165.09	794085	243.1019 ng/ml
Zolpidem	4.810	6195728	1297.73	29.9	1960.43	1136030	257.3633 ng/ml



# AM #28 Multi-Drug Quant. Results

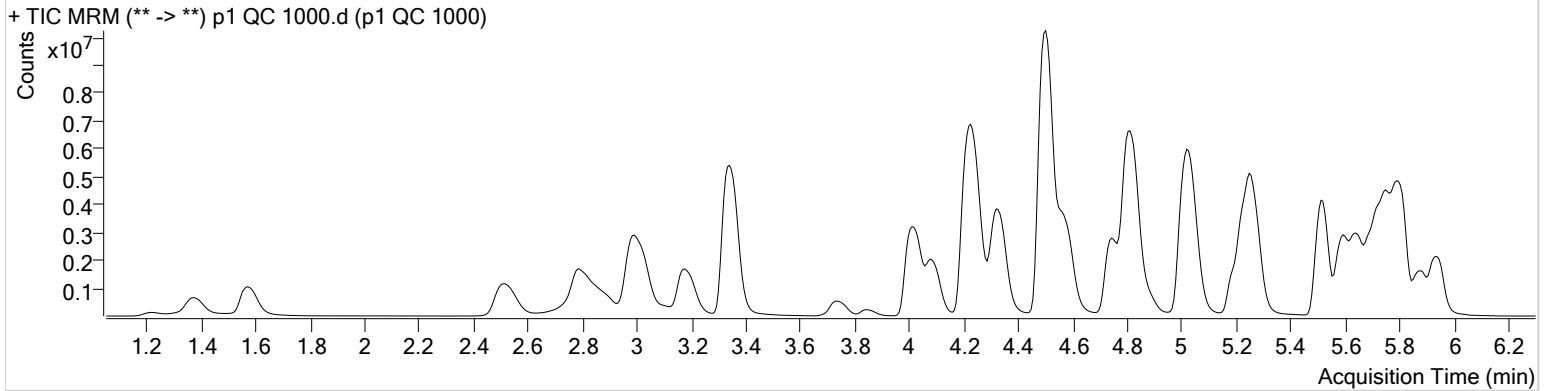
TS \$



**Batch results** D:\MassHunter\Data\2020\AM 27-28\041420 AM 27 28 SP\QuantResults\AM 28.batch.bin  
**Calibration Last Update** 4/15/2020 9:37:50 AM

<b>Instrument</b>	Falco	<b>Data File</b>	p1 QC 1000.d
<b>Type</b>	QC	<b>Sample</b>	p1 QC 1000
<b>Acq. Method</b>	MDQ P1 01112020.m	<b>Operator</b>	Sarah Pickle
<b>Sample Position</b>	P5-E11	<b>Comment</b>	
<b>Injection Volume</b>	2		
<b>Acq. Date-Time</b>	4/14/2020 6:41:44 PM		

**Sample Chromatogram**



Name	RT	Resp.	S/N	Ratio	S/N	ISTD Resp.	Final Conc.
6-MAM	3.103	209462	5730.80	70.3	5225.69	46147	104.7224 ng/ml
<del>7-aminoclonazepam</del>	<del>4.211</del>	<del>1813909</del>	<del>35864.75</del>	<del>82.7</del>	<del>∞</del>	<del>105455</del>	<del>749.5448 ng/ml</del>
a-hydroxyalprazolam	5.673	1037597	1168.99	63.2	2101.13	26833	926.1809 ng/ml
alpha-PVP	4.330	8345790	339494.20	50.6	200021.86	362377	993.6319 ng/ml
Alprazolam	5.756	4367952	∞	101.4	2550.58	107479	1026.1779 ng/ml
* <del>Amphetamine</del>	<del>2.994</del>	<del>7716334</del>	<del>213622.76</del>	<del>50.8</del>	<del>67625.87</del>	<del>132601</del>	<del>773.4297 ng/ml</del>
Benzoylcegonine	3.840	543956	36226.73	7.8	2095.13	17976	1153.0108 ng/ml
Buprenorphine	5.665	119399	∞	16.1	3093.44	43816	100.4517 ng/ml
Bupropion	4.750	6243949	3428.36	58.7	1944.30	225032	1007.0551 ng/ml
Carisoprodol	5.705	3012942	162023.84	54.5	15682.26	155831	978.2151 ng/ml
Citalopram	5.195	3185254	2002.75	40.0	1852.17	143786	996.3590 ng/ml
Clonazepam	5.586	5628765	3661.78	33.3	35955.64	77196	933.8139 ng/ml
Cocaine	4.237	7182916	889216.98	43.5	137071.91	556818	989.1582 ng/ml
Codeine	2.536	883092	93198.91	101.8	2976.68	41803	996.3845 ng/ml
Cyclobenzaprine	5.610	2045097	2230.95	9.3	1158.86	78013	1025.5602 ng/ml
Dextromethorphan	5.238	1463174	811.56	78.3	26562.10	66264	1019.3708 ng/ml
Dextrorphan	4.093	1843214	4990.87	212.0	108135.80	231199	1042.1603 ng/ml
Diazepam	5.941	3747665	4887.10	87.0	3094.67	175303	1012.1445 ng/ml
Dihydrocodeine	2.501	2539444	34135.93	67.5	43385.05	165844	903.8696 ng/ml
Diphenhydramine	5.272	7319075	14172.24	32.7	2028.34	505262	1007.4106 ng/ml
Doxylamine	4.500	20098249	966413.94	96.2	∞	846176	1003.0608 ng/ml
EDDP	5.237	6116715	998.25	41.9	7750.59	322499	1026.1321 ng/ml
Fentanyl	5.059	224254	28789.69	65.2	812.09	108492	108.3692 ng/ml
Fluoxetine	5.702	1733072	92277.28	8.9	127057.96	74564	991.8610 ng/ml
Hydrocodone	2.978	2800638	∞	39.1	429.64	211726	920.1039 ng/ml
Hydromorphone	1.574	2550223	669.84	78.7	514.25	99454	982.4510 ng/ml
Ketamine	4.013	8427806	4266.86	36.9	1235.04	400606	986.7935 ng/ml
* <del>Lamotrigine</del>	<del>4.261</del>	<del>371232</del>	<del>8751.16</del>	<del>79.7</del>	<del>30804.41</del>	<del>400606</del>	<del>488.1876 ng/ml</del>
* <del>Lorazepam</del>	<del>5.721</del>	<del>1488624</del>	<del>∞</del>	<del>58.1</del>	<del>1845.59</del>	<del>77196</del>	<del>313.4681 ng/ml</del>
Meprobamate	4.875	1989394	529.40	25.8	20183.26	97385	1050.9971 ng/ml
Methadone	5.641	4421837	2688.79	54.1	30969.88	206977	1012.7682 ng/ml
Methamphetamine	3.175	5172280	3366.49	42.0	3955.87	235788	944.6050 ng/ml
Metoprolol	4.292	1045563	34348.30	96.7	9473.86	782308	945.2224 ng/ml

TS \$



# AM #28 Multi-Drug Quant. Results

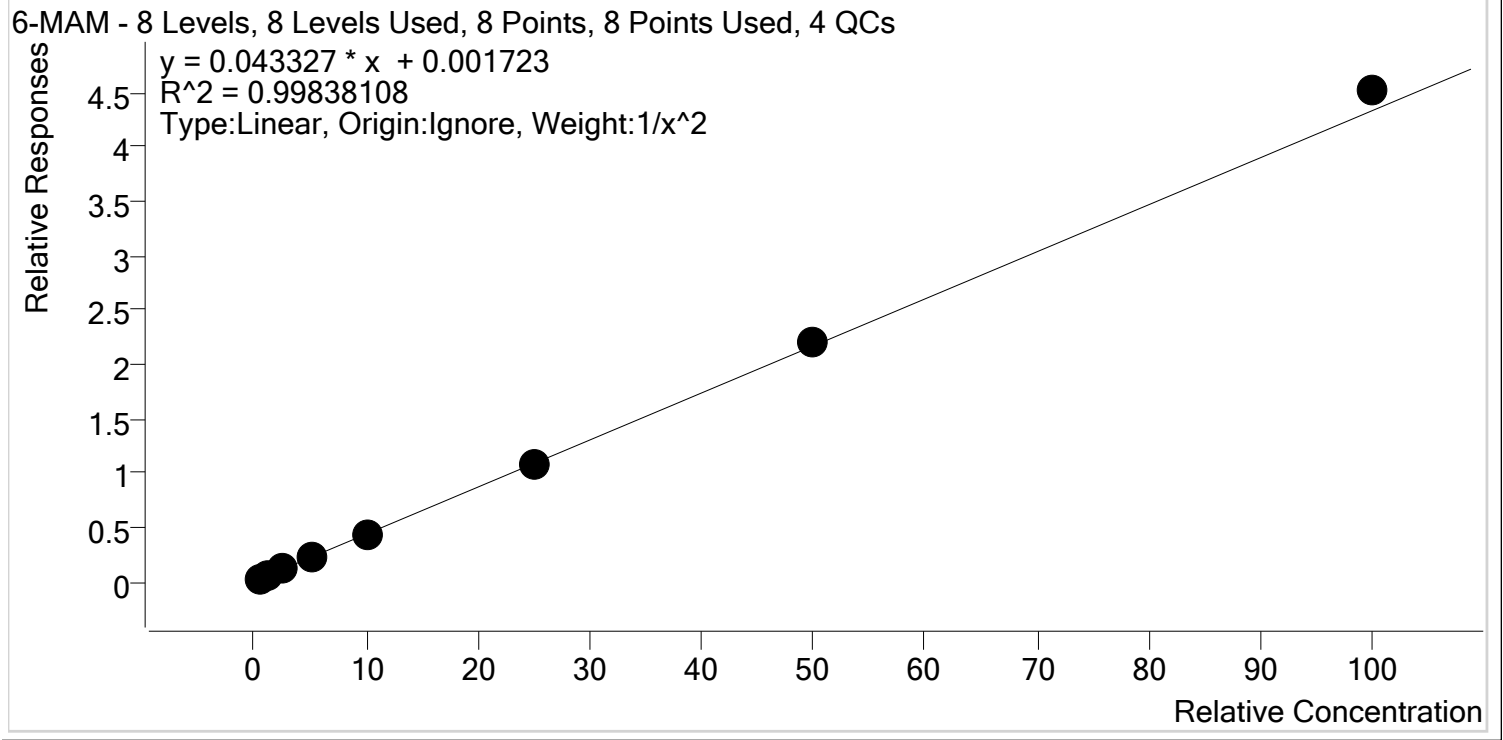
Name	RT	Resp.	S/N	Ratio	S/N	ISTD Resp.	Final Conc.
Mirtazapine	4.577	7337423	271754.71	48.8	276045.32	362377	903.6854 ng/ml
Mitragynine	5.187	710407	∞	38.8	19890.64	206977	1003.4341 ng/ml
Morphine	1.220	385641	∞	24.3	1611.98	4052	987.4959 ng/ml
Norbuprenorphine	4.970	13378	607.84	80.4	1416.85	7024	97.2759 ng/ml
Nordiazepam	5.881	3220193	6852.70	56.7	6680.98	105299	993.5806 ng/ml
Norfentanyl	4.053	1281852	∞	37.2	8457.30	492066	110.3991 ng/ml
Norhydrocodone	3.032	237834	1227.37	42.6	272.73	20029	1145.4911 ng/ml
Noroxycodone	2.869	2187334	9128.36	50.1	3371.95	64883	1030.1550 ng/ml
O-desmethyl-tramadol	3.341	19590946	529797.30	5.7	311542.35	995999	1057.7331 ng/ml
Oxazepam	5.731	2437133	∞	71.7	20500.38	159654	951.0905 ng/ml
Oxycodone	2.787	6951036	10997.10	32.1	∞	328018	1013.2048 ng/ml
Oxymorphone	1.370	2190086	623.20	48.9	2119.50	82576	986.6644 ng/ml
Phentermine	3.738	2014880	24419.53	2.6	3776.32	272238	933.6638 ng/ml
Promethazine	5.520	5280282	274972.78	29.9	11793.29	231343	996.8004 ng/ml
Quetiapine	5.503	4317243	9333.84	60.7	2739.48	59552	1002.3531 ng/ml
Sertraline	5.770	726491	44880.04	88.5	1133.39	31624	982.7249 ng/ml
Temazepam	5.805	10041430	352352.06	28.4	40677.93	480974	1086.9784 ng/ml
Tramadol	4.206	14750567	7664.73	3.2	912.20	782308	1028.2865 ng/ml
Trazodone	5.038	4852087	505077.82	79.8	292365.69	229122	1026.5951 ng/ml
Venlafaxine	5.013	11818237	6119.19	34.7	95301.72	599965	1009.3242 ng/ml
Zolpidem	4.810	19458895	∞	29.2	1769.25	912477	1006.9246 ng/ml

TS \$



# AM #28 Multi-Drug Quant. Calibration Curve Report

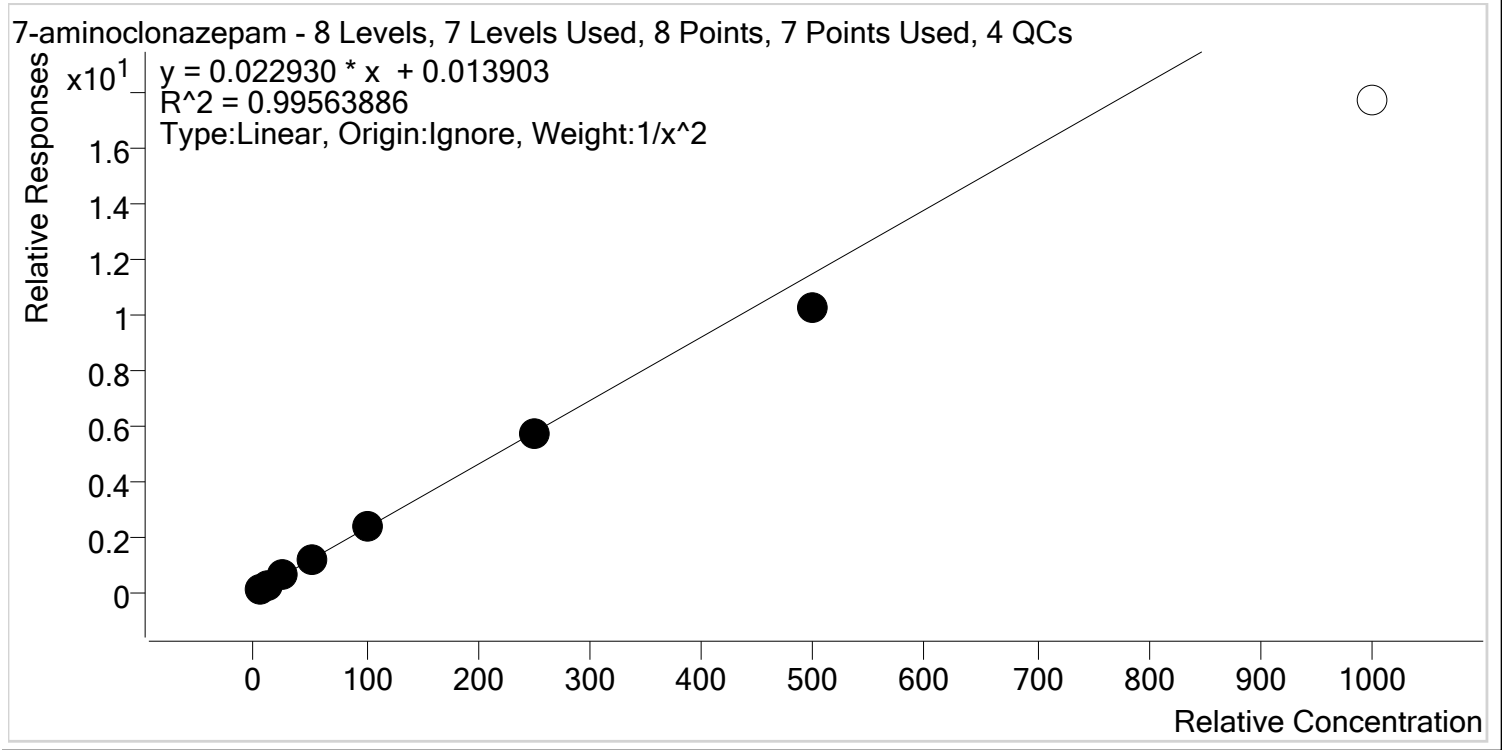
**Batch results** D:\MassHunter\Data\2020\AM 27-28\041420 AM 27 28 SP\QuantResults\AM 28.batch.bin  
**Last Cal. Update** 4/15/2020 9:37 AM  
**Analyst Name** ISP\Datastor  
**Analyte** 6-MAM **Internal Standard** 6-MAM-D6



Sample	Level	Enabled	Expected Concentration	Final Concentration	Accuracy
p1 Cal 1-5ng	1	✓	0.5	0.5	103.8
p1 Cal 2- 10ng	2	✓	1.0	0.9	93.3
p1 Cal 3 -25ng	3	✓	2.5	2.5	98.1
p1 Cal 4-50ng	4	✓	5.0	5.0	99.3
p1 Cal 5-100ng	5	✓	10.0	9.9	98.9
p1 Cal 6-250ng	6	✓	25.0	25.1	100.5
p1 Cal 7-500ng	7	✓	50.0	50.9	101.8
p1 Cal 8-1000ng	8	✓	100.0	104.3	104.3

# AM #28 Multi-Drug Quant. Calibration Curve Report

**Batch results** D:\MassHunter\Data\2020\AM 27-28\041420 AM 27 28 SP\QuantResults\AM 28.batch.bin  
**Last Cal. Update** 4/15/2020 9:37 AM  
**Analyst Name** ISP\Datator  
**Analyte** 7-aminoclonazepam **Internal Standard** 7-Aminoclonazepam-D4



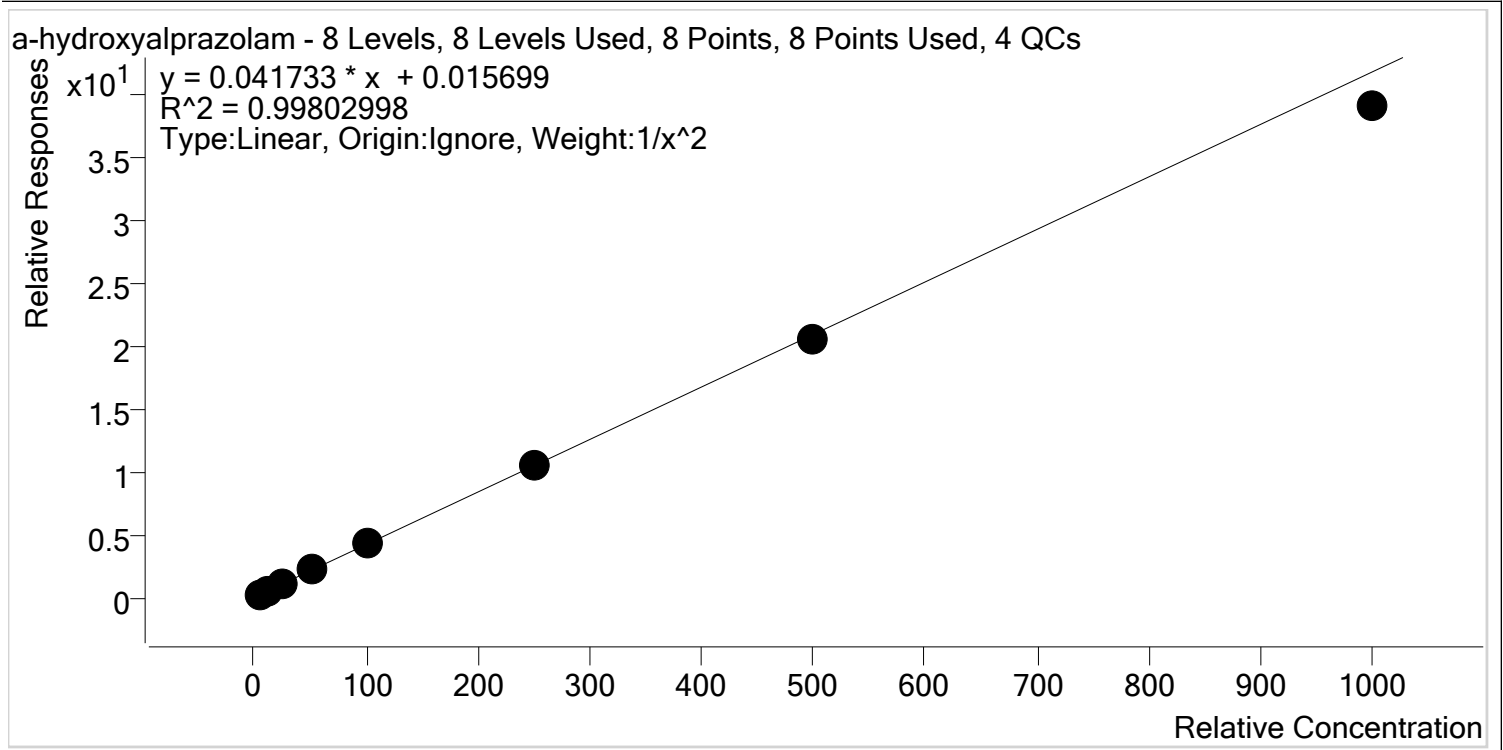
Sample	Level	Enabled	Expected Concentration	Final Concentration	Accuracy
p1 Cal 1-5ng	1	✓	5.0	4.9	97.6
p1 Cal 2- 10ng	2	✓	10.0	10.2	102.4
p1 Cal 3 -25ng	3	✓	25.0	25.7	102.8
p1 Cal 4-50ng	4	✓	50.0	53.1	106.3
p1 Cal 5-100ng	5	✓	100.0	102.9	102.9
p1 Cal 6-250ng	6	✓	250.0	247.2	98.9
p1 Cal 7-500ng	7	✓	500.0	445.5	89.1
p1 Cal 8-1000ng	8	x	1000.0	771.1	77.1

TS \$



# AM #28 Multi-Drug Quant. Calibration Curve Report

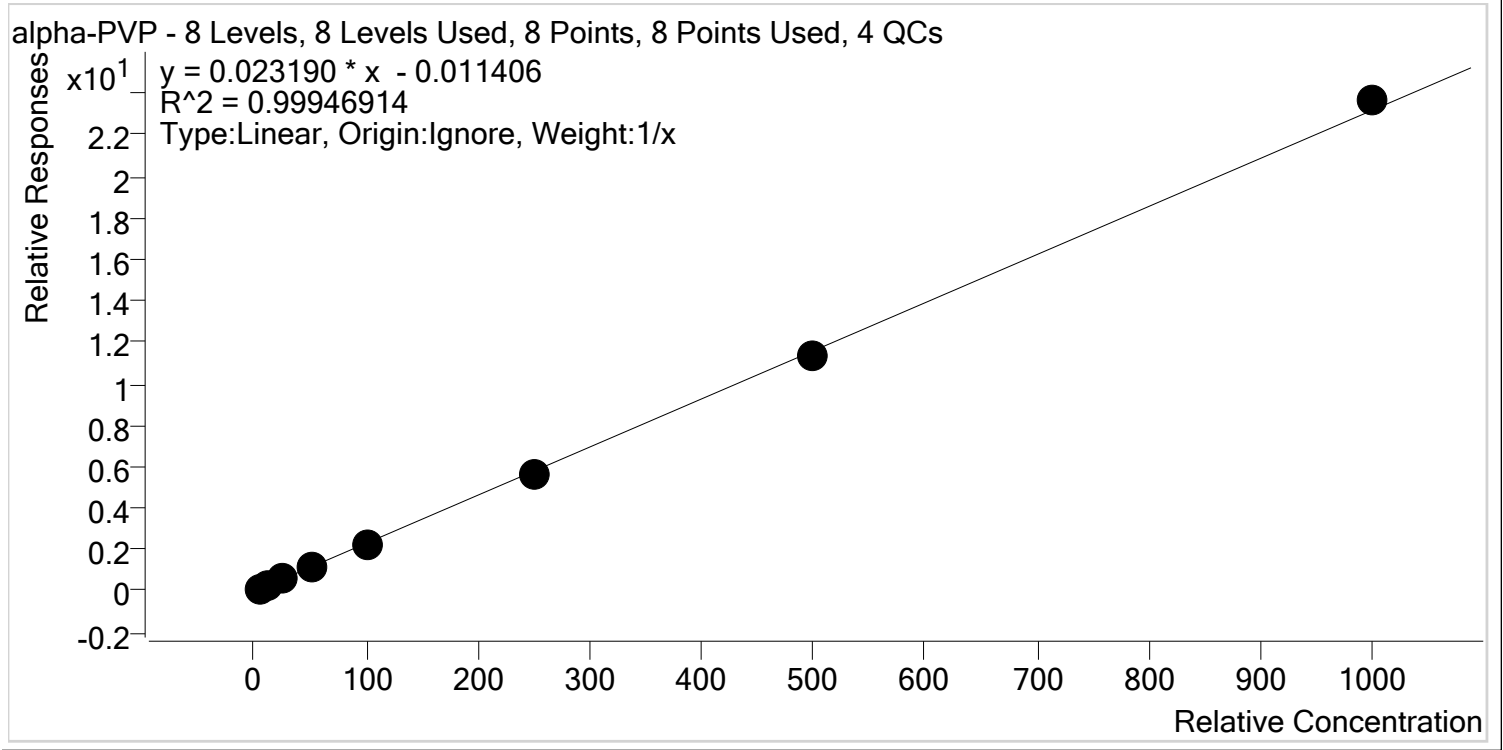
**Batch results** D:\MassHunter\Data\2020\AM 27-28\041420 AM 27 28 SP\QuantResults\AM 28.batch.bin  
**Last Cal. Update** 4/15/2020 9:37 AM  
**Analyst Name** ISP\Datastor  
**Analyte** a-hydroxyalprazolam **Internal Standard** a-hydroxyalprazolam-D5



Sample	Level	Enabled	Expected Concentration	Final Concentration	Accuracy
p1 Cal 1-5ng	1	✓	5.0	5.0	101.0
p1 Cal 2- 10ng	2	✓	10.0	9.6	96.2
p1 Cal 3 -25ng	3	✓	25.0	25.4	101.6
p1 Cal 4-50ng	4	✓	50.0	52.0	103.9
p1 Cal 5-100ng	5	✓	100.0	105.2	105.2
p1 Cal 6-250ng	6	✓	250.0	250.2	100.1
p1 Cal 7-500ng	7	✓	500.0	493.1	98.6
p1 Cal 8-1000ng	8	✓	1000.0	934.7	93.5

# AM #28 Multi-Drug Quant. Calibration Curve Report

**Batch results** D:\MassHunter\Data\2020\AM 27-28\041420 AM 27 28 SP\QuantResults\AM 28.batch.bin  
**Last Cal. Update** 4/15/2020 9:37 AM  
**Analyst Name** ISP\Datastor  
**Analyte** alpha-PVP **Internal Standard** alpha-PVP-d8



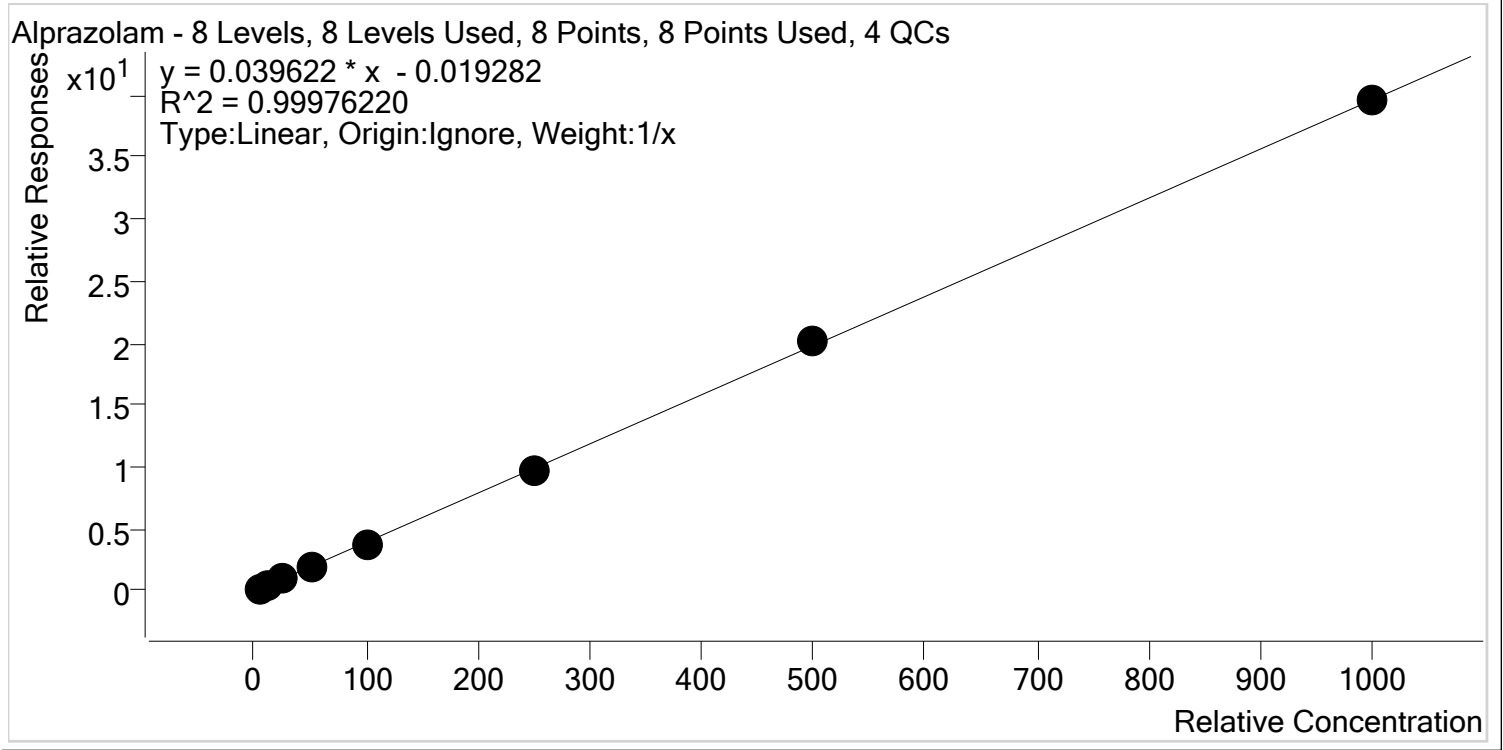
Sample	Level	Enabled	Expected Concentration	Final Concentration	Accuracy
p1 Cal 1-5ng	1	✓	5.0	5.5	110.0
p1 Cal 2- 10ng	2	✓	10.0	10.0	100.5
p1 Cal 3 -25ng	3	✓	25.0	24.2	96.7
p1 Cal 4-50ng	4	✓	50.0	49.0	98.0
p1 Cal 5-100ng	5	✓	100.0	97.4	97.4
p1 Cal 6-250ng	6	✓	250.0	243.1	97.3
p1 Cal 7-500ng	7	✓	500.0	490.5	98.1
p1 Cal 8-1000ng	8	✓	1000.0	1020.2	102.0

TS \$



# AM #28 Multi-Drug Quant. Calibration Curve Report

**Batch results** D:\MassHunter\Data\2020\AM 27-28\041420 AM 27 28 SP\QuantResults\AM 28.batch.bin  
**Last Cal. Update** 4/15/2020 9:37 AM  
**Analyst Name** ISP\Datastor  
**Analyte** Alprazolam **Internal Standard** Alprazolam-D5



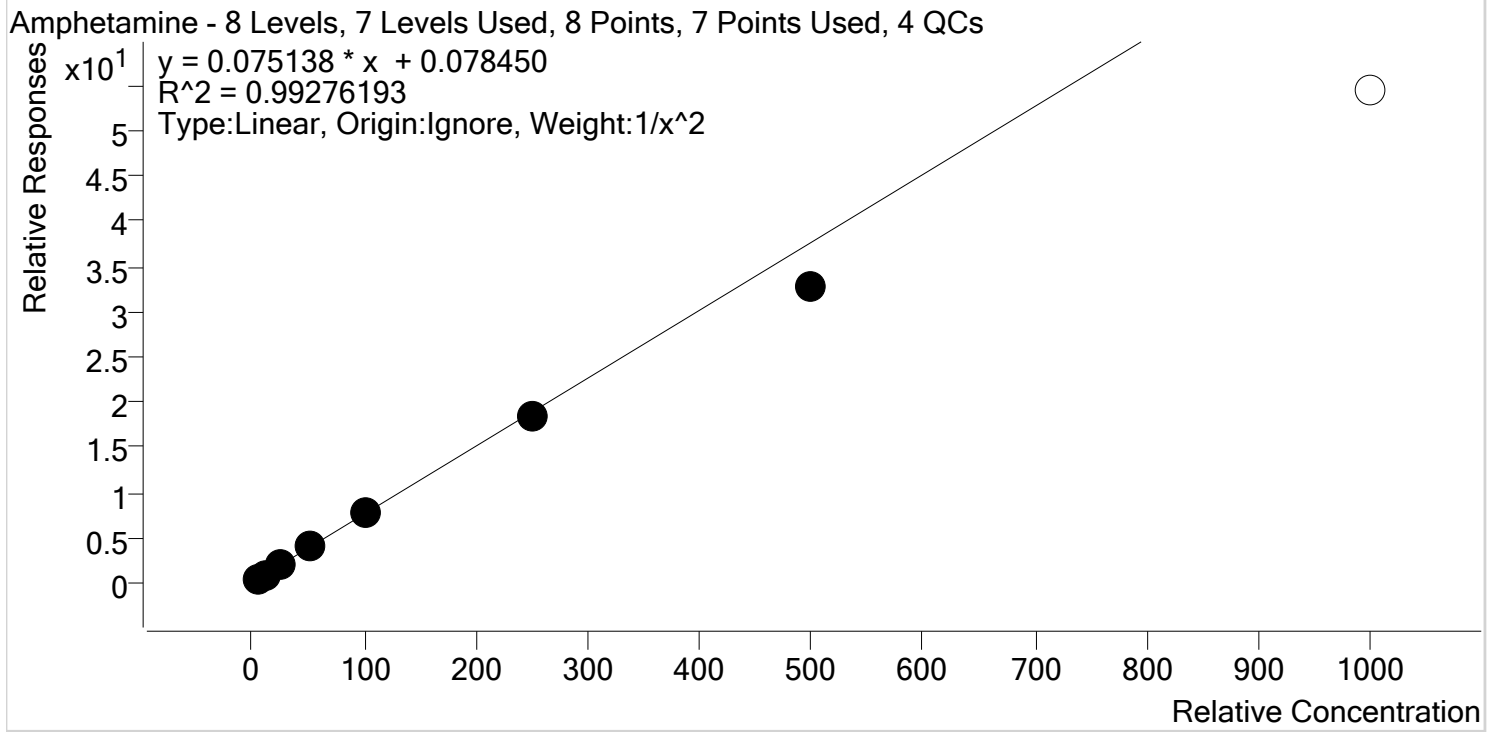
Sample	Level	Enabled	Expected Concentration	Final Concentration	Accuracy
p1 Cal 1-5ng	1	✓	5.0	5.4	108.6
p1 Cal 2- 10ng	2	✓	10.0	10.0	99.5
p1 Cal 3 -25ng	3	✓	25.0	24.4	97.7
p1 Cal 4-50ng	4	✓	50.0	48.5	97.0
p1 Cal 5-100ng	5	✓	100.0	96.5	96.5
p1 Cal 6-250ng	6	✓	250.0	247.2	98.9
p1 Cal 7-500ng	7	✓	500.0	509.3	101.9
p1 Cal 8-1000ng	8	✓	1000.0	998.6	99.9

TS \$



# AM #28 Multi-Drug Quant. Calibration Curve Report

**Batch results** D:\MassHunter\Data\2020\AM 27-28\041420 AM 27 28 SP\QuantResults\AM 28.batch.bin  
**Last Cal. Update** 4/15/2020 9:37 AM  
**Analyst Name** ISP\Datastor  
**Analyte** Amphetamine **Internal Standard** Amphetamine-D11



Sample	Level	Enabled	Expected Concentration	Final Concentration	Accuracy
p1 Cal 1-5ng	1	✓	5.0	4.9	97.4
p1 Cal 2- 10ng	2	✓	10.0	10.1	101.5
p1 Cal 3 -25ng	3	✓	25.0	26.3	105.3
p1 Cal 4-50ng	4	✓	50.0	54.2	108.3
p1 Cal 5-100ng	5	✓	100.0	104.3	104.3
p1 Cal 6-250ng	6	✓	250.0	241.5	96.6
p1 Cal 7-500ng	7	✓	500.0	433.5	86.7
p1 Cal 8-1000ng	8	✗	1000.0	723.3	72.3



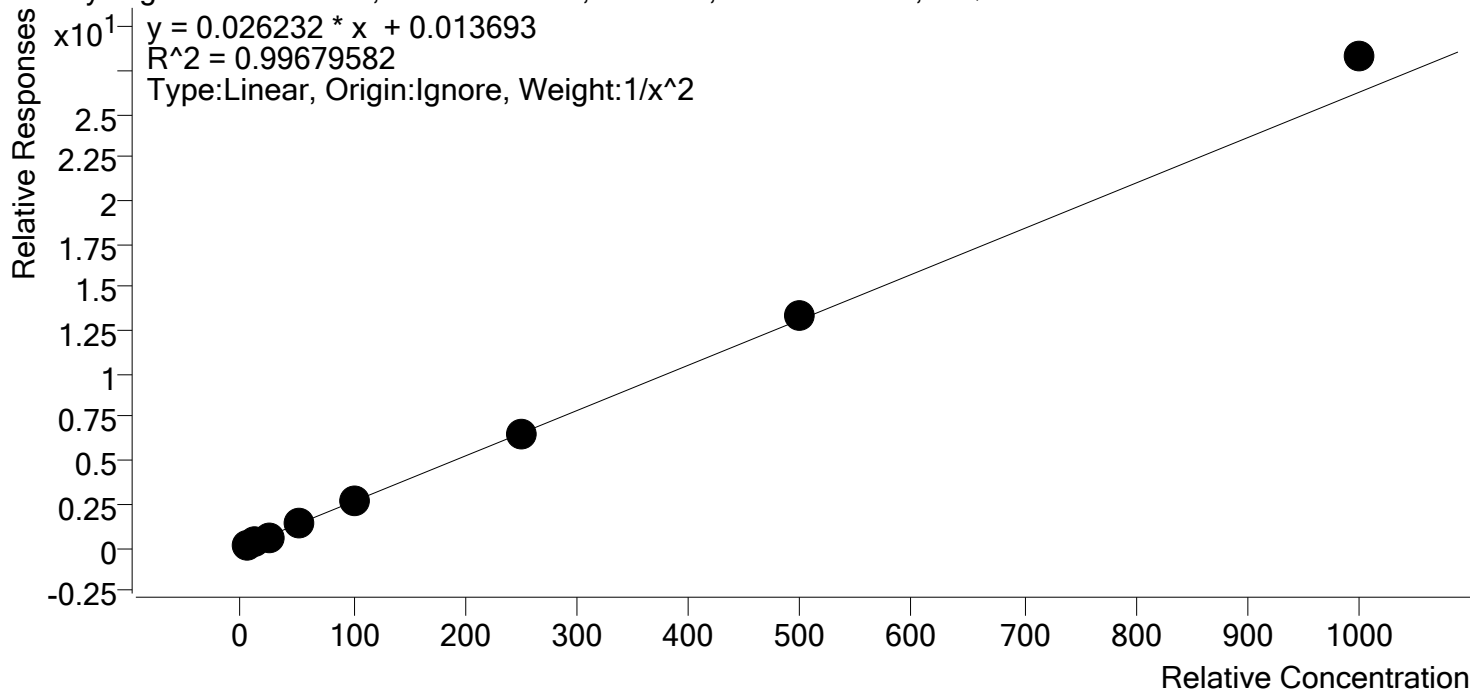
TS \$



# AM #28 Multi-Drug Quant. Calibration Curve Report

**Batch results** D:\MassHunter\Data\2020\AM 27-28\041420 AM 27 28 SP\QuantResults\AM 28.batch.bin  
**Last Cal. Update** 4/15/2020 9:37 AM  
**Analyst Name** ISP\Datator  
**Analyte** Benzoylecgonine **Internal Standard** Benzoylecgonine-d8

Benzoylecgonine - 8 Levels, 8 Levels Used, 8 Points, 8 Points Used, 4 QCs



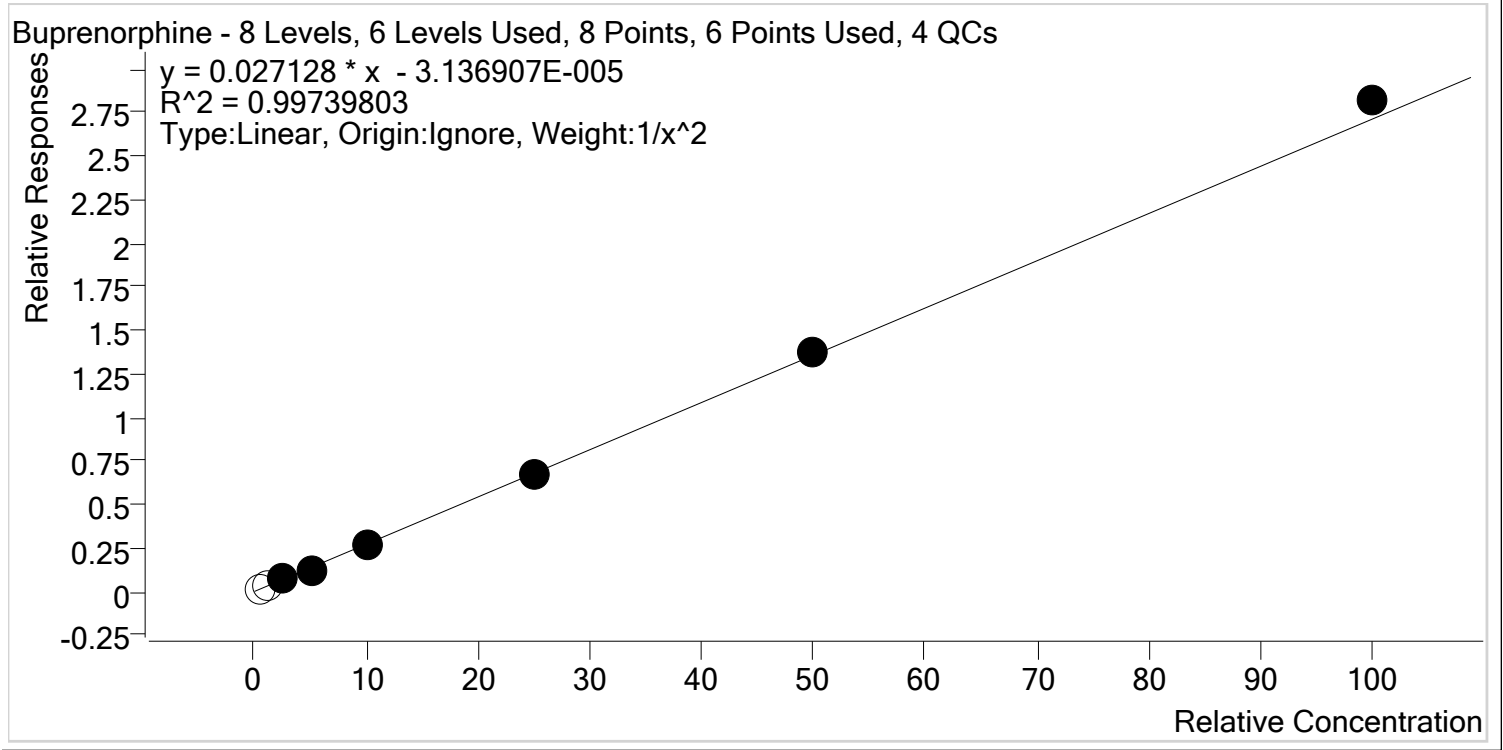
Sample	Level	Enabled	Expected Concentration	Final Concentration	Accuracy
p1 Cal 1-5ng	1	✓	5.0	5.2	104.5
p1 Cal 2- 10ng	2	✓	10.0	9.3	93.5
p1 Cal 3 -25ng	3	✓	25.0	23.5	94.1
p1 Cal 4-50ng	4	✓	50.0	49.7	99.4
p1 Cal 5-100ng	5	✓	100.0	98.1	98.1
p1 Cal 6-250ng	6	✓	250.0	250.4	100.1
p1 Cal 7-500ng	7	✓	500.0	512.3	102.5
p1 Cal 8-1000ng	8	✓	1000.0	1078.3	107.8

TS \$



# AM #28 Multi-Drug Quant. Calibration Curve Report

**Batch results** D:\MassHunter\Data\2020\AM 27-28\041420 AM 27 28 SP\QuantResults\AM 28.batch.bin  
**Last Cal. Update** 4/15/2020 9:37 AM  
**Analyst Name** ISP\Datastor  
**Analyte** Buprenorphine **Internal Standard** Buprenorphine-D4



Sample	Level	Enabled	Expected Concentration	Final Concentration	Accuracy
p1 Cal 1-5ng	1	x	0.5	0.6	115.6
p1 Cal 2- 10ng	2	x	1.0	0.9	93.9
p1 Cal 3 -25ng	3	✓	2.5	2.6	103.8
p1 Cal 4-50ng	4	✓	5.0	4.7	93.0
p1 Cal 5-100ng	5	✓	10.0	9.8	98.0
p1 Cal 6-250ng	6	✓	25.0	25.1	100.5
p1 Cal 7-500ng	7	✓	50.0	50.4	100.8
p1 Cal 8-1000ng	8	✓	100.0	103.9	103.9

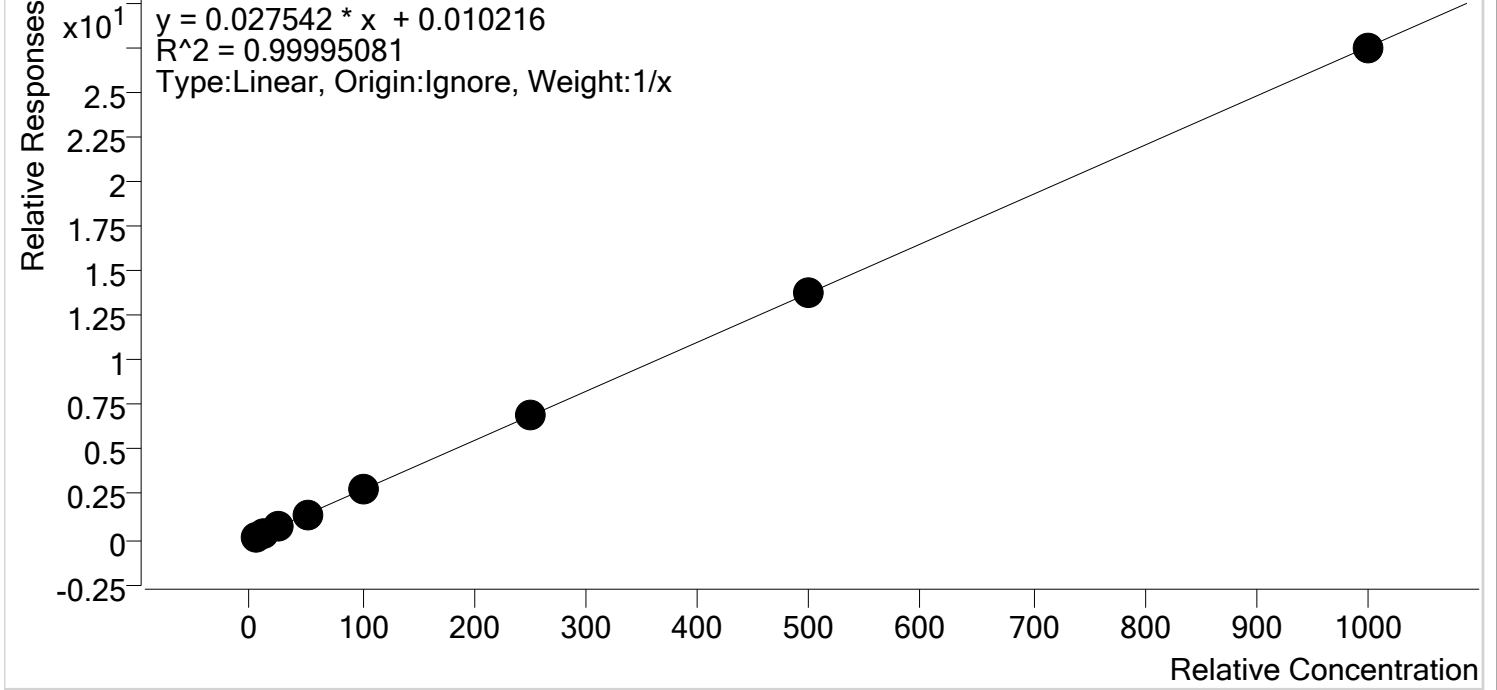


TS \$

# AM #28 Multi-Drug Quant. Calibration Curve Report

**Batch results** D:\MassHunter\Data\2020\AM 27-28\041420 AM 27 28 SP\QuantResults\AM 28.batch.bin  
**Last Cal. Update** 4/15/2020 9:37 AM  
**Analyst Name** ISP\Datastor  
**Analyte** Bupropion **Internal Standard** Bupropion-D9

Bupropion - 8 Levels, 8 Levels Used, 8 Points, 8 Points Used, 4 QCs



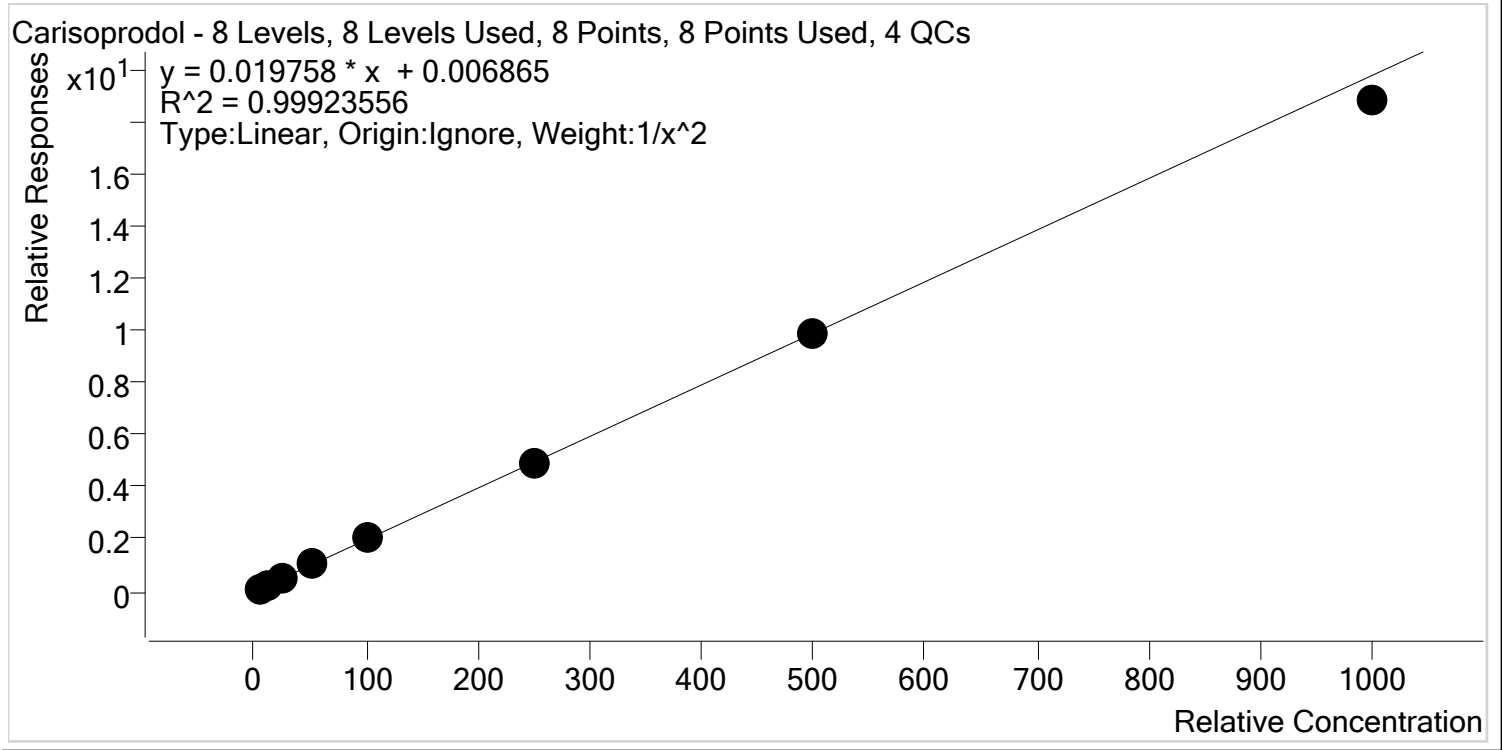
Sample	Level	Enabled	Expected Concentration	Final Concentration	Accuracy
p1 Cal 1-5ng	1	✓	5.0	4.8	96.9
p1 Cal 2- 10ng	2	✓	10.0	9.8	97.6
p1 Cal 3 -25ng	3	✓	25.0	25.6	102.4
p1 Cal 4-50ng	4	✓	50.0	51.3	102.6
p1 Cal 5-100ng	5	✓	100.0	100.1	100.1
p1 Cal 6-250ng	6	✓	250.0	251.9	100.8
p1 Cal 7-500ng	7	✓	500.0	500.1	100.0
p1 Cal 8-1000ng	8	✓	1000.0	996.4	99.6

TS \$



# AM #28 Multi-Drug Quant. Calibration Curve Report

**Batch results** D:\MassHunter\Data\2020\AM 27-28\041420 AM 27 28 SP\QuantResults\AM 28.batch.bin  
**Last Cal. Update** 4/15/2020 9:37 AM  
**Analyst Name** ISP\Datastor  
**Analyte** Carisoprodol **Internal Standard** Carisoprodol-D7



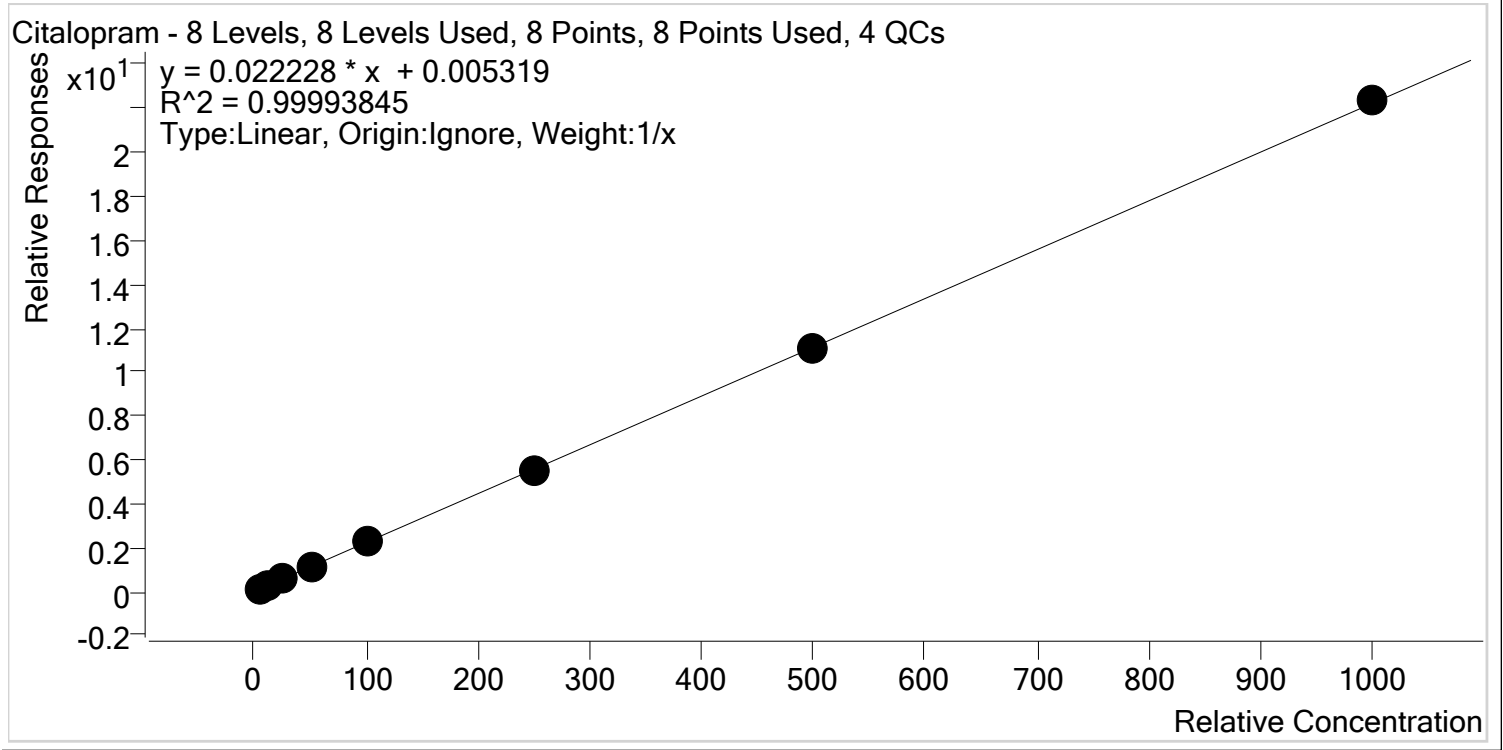
Sample	Level	Enabled	Expected Concentration	Final Concentration	Accuracy
p1 Cal 1-5ng	1	✓	5.0	5.0	99.0
p1 Cal 2- 10ng	2	✓	10.0	10.1	101.3
p1 Cal 3 -25ng	3	✓	25.0	24.9	99.6
p1 Cal 4-50ng	4	✓	50.0	51.5	102.9
p1 Cal 5-100ng	5	✓	100.0	102.3	102.3
p1 Cal 6-250ng	6	✓	250.0	249.6	99.8
p1 Cal 7-500ng	7	✓	500.0	499.4	99.9
p1 Cal 8-1000ng	8	✓	1000.0	951.2	95.1

TS \$



# AM #28 Multi-Drug Quant. Calibration Curve Report

**Batch results** D:\MassHunter\Data\2020\AM 27-28\041420 AM 27 28 SP\QuantResults\AM 28.batch.bin  
**Last Cal. Update** 4/15/2020 9:37 AM  
**Analyst Name** ISP\Datastor  
**Analyte** Citalopram **Internal Standard** Citalopram-D6

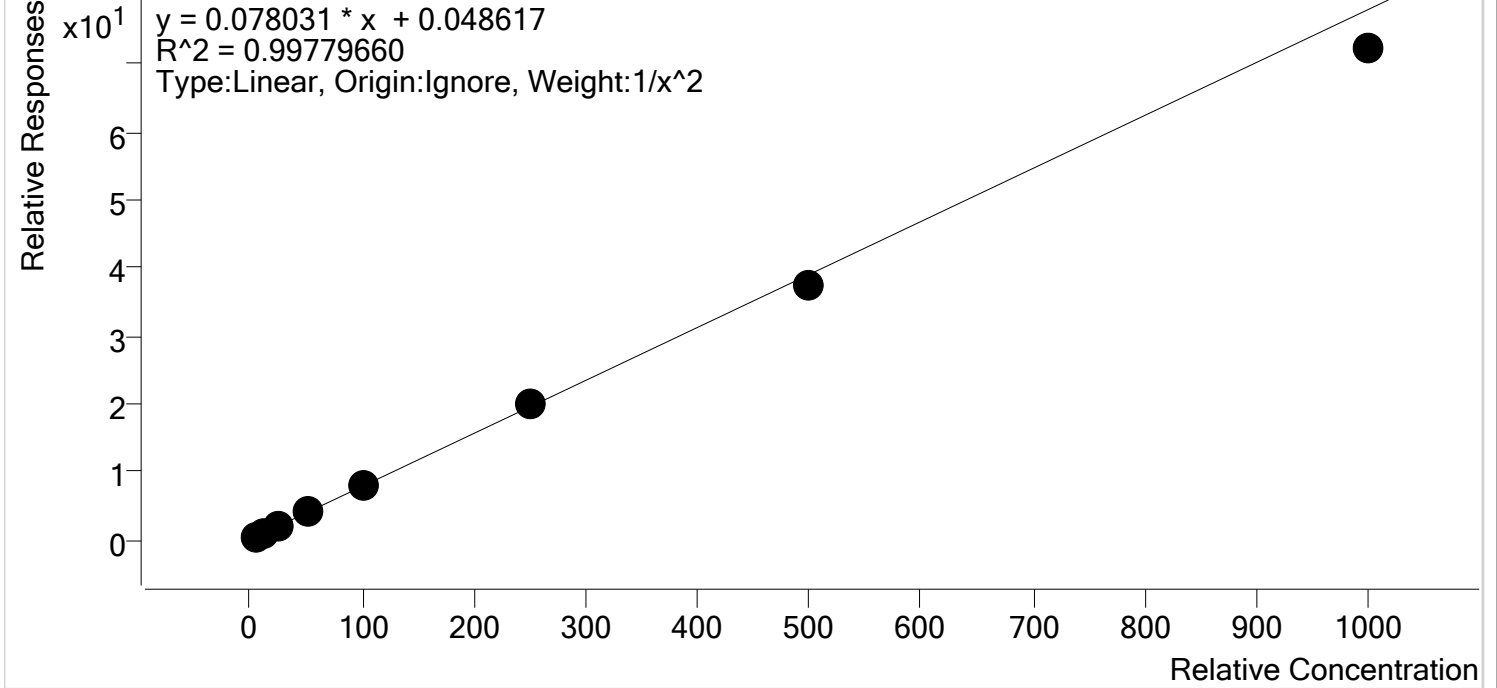


Sample	Level	Enabled	Expected Concentration	Final Concentration	Accuracy
p1 Cal 1-5ng	1	✓	5.0	5.1	102.7
p1 Cal 2- 10ng	2	✓	10.0	10.0	100.0
p1 Cal 3 -25ng	3	✓	25.0	24.7	98.7
p1 Cal 4-50ng	4	✓	50.0	49.7	99.4
p1 Cal 5-100ng	5	✓	100.0	99.5	99.5
p1 Cal 6-250ng	6	✓	250.0	250.8	100.3
p1 Cal 7-500ng	7	✓	500.0	494.5	98.9
p1 Cal 8-1000ng	8	✓	1000.0	1005.8	100.6

# AM #28 Multi-Drug Quant. Calibration Curve Report

**Batch results** D:\MassHunter\Data\2020\AM 27-28\041420 AM 27 28 SP\QuantResults\AM 28.batch.bin  
**Last Cal. Update** 4/15/2020 9:37 AM  
**Analyst Name** ISP\Datastor  
**Analyte** Clonazepam **Internal Standard** Clonazepam-D4

Clonazepam - 8 Levels, 8 Levels Used, 8 Points, 8 Points Used, 4 QCs



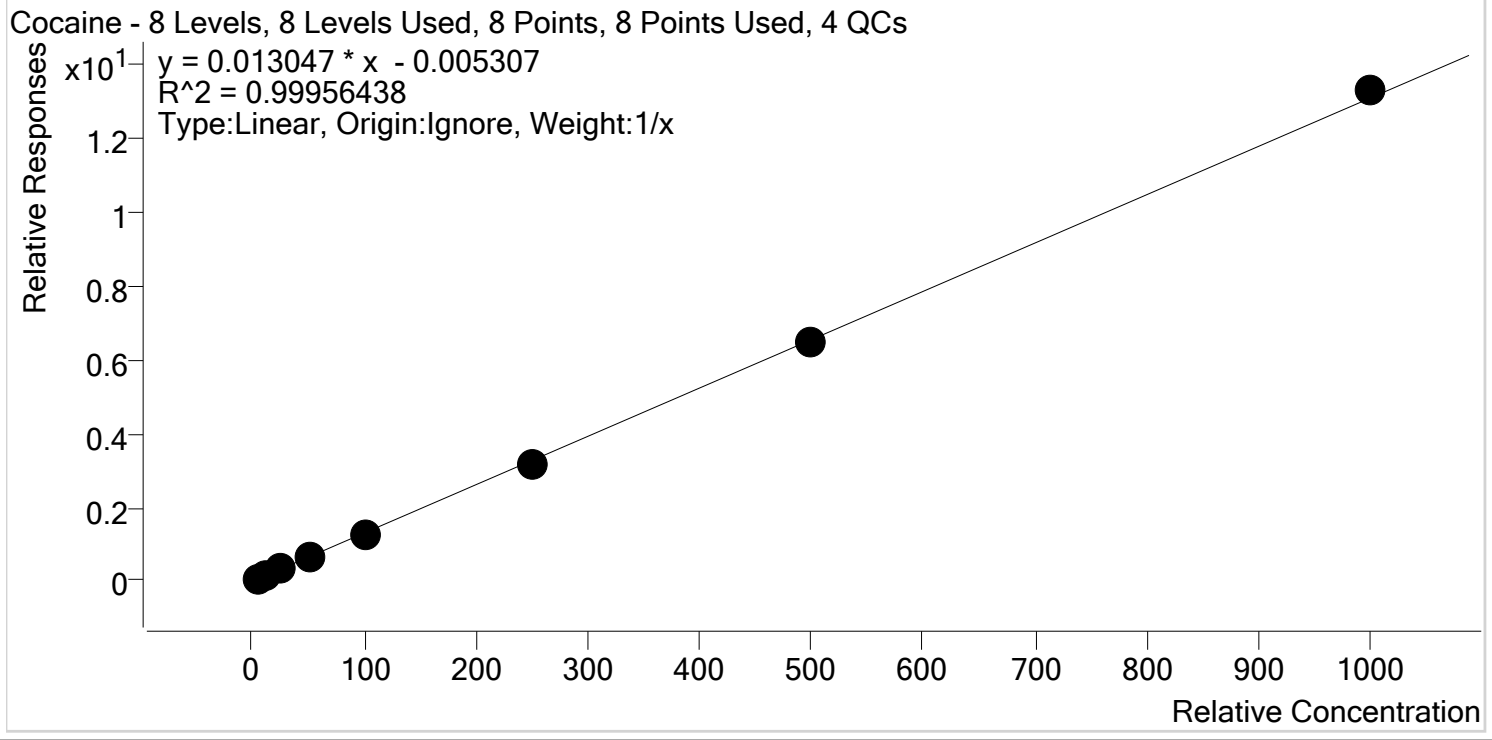
Sample	Level	Enabled	Expected Concentration	Final Concentration	Accuracy
p1 Cal 1-5ng	1	✓	5.0	5.0	99.5
p1 Cal 2- 10ng	2	✓	10.0	9.9	98.6
p1 Cal 3 -25ng	3	✓	25.0	25.8	103.3
p1 Cal 4-50ng	4	✓	50.0	52.3	104.6
p1 Cal 5-100ng	5	✓	100.0	102.9	102.9
p1 Cal 6-250ng	6	✓	250.0	255.9	102.3
p1 Cal 7-500ng	7	✓	500.0	481.0	96.2
p1 Cal 8-1000ng	8	✓	1000.0	926.3	92.6

TS \$



# AM #28 Multi-Drug Quant. Calibration Curve Report

**Batch results** D:\MassHunter\Data\2020\AM 27-28\041420 AM 27 28 SP\QuantResults\AM 28.batch.bin  
**Last Cal. Update** 4/15/2020 9:37 AM  
**Analyst Name** ISP\Datastor  
**Analyte** Cocaine **Internal Standard** Cocaine-d3



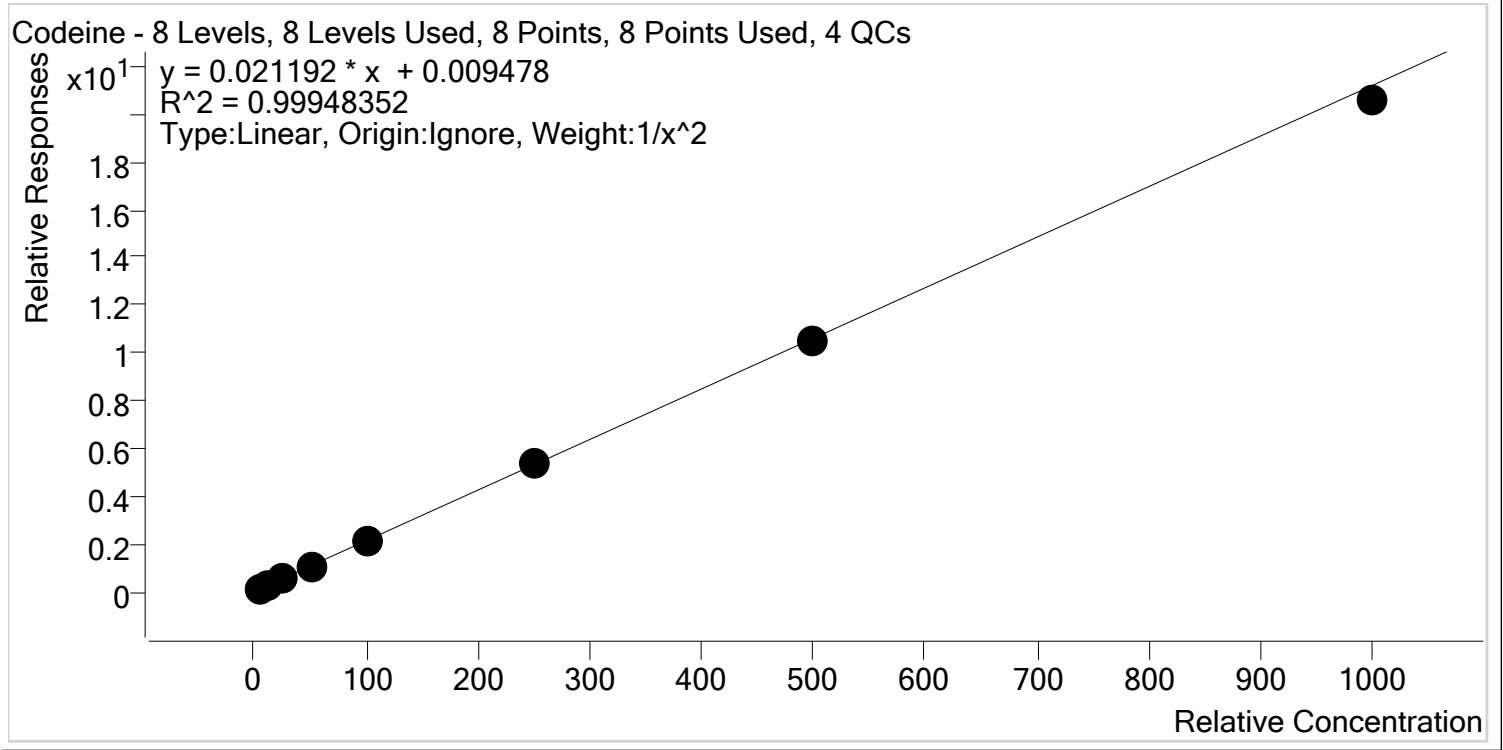
Sample	Level	Enabled	Expected Concentration	Final Concentration	Accuracy
p1 Cal 1-5ng	1	✓	5.0	5.5	109.1
p1 Cal 2- 10ng	2	✓	10.0	10.2	101.6
p1 Cal 3 -25ng	3	✓	25.0	24.0	96.2
p1 Cal 4-50ng	4	✓	50.0	49.6	99.2
p1 Cal 5-100ng	5	✓	100.0	96.4	96.4
p1 Cal 6-250ng	6	✓	250.0	241.3	96.5
p1 Cal 7-500ng	7	✓	500.0	497.5	99.5
p1 Cal 8-1000ng	8	✓	1000.0	1015.5	101.6

TS \$



# AM #28 Multi-Drug Quant. Calibration Curve Report

**Batch results** D:\MassHunter\Data\2020\AM 27-28\041420 AM 27 28 SP\QuantResults\AM 28.batch.bin  
**Last Cal. Update** 4/15/2020 9:37 AM  
**Analyst Name** ISP\Datastor  
**Analyte** Codeine **Internal Standard** Codeine-D6

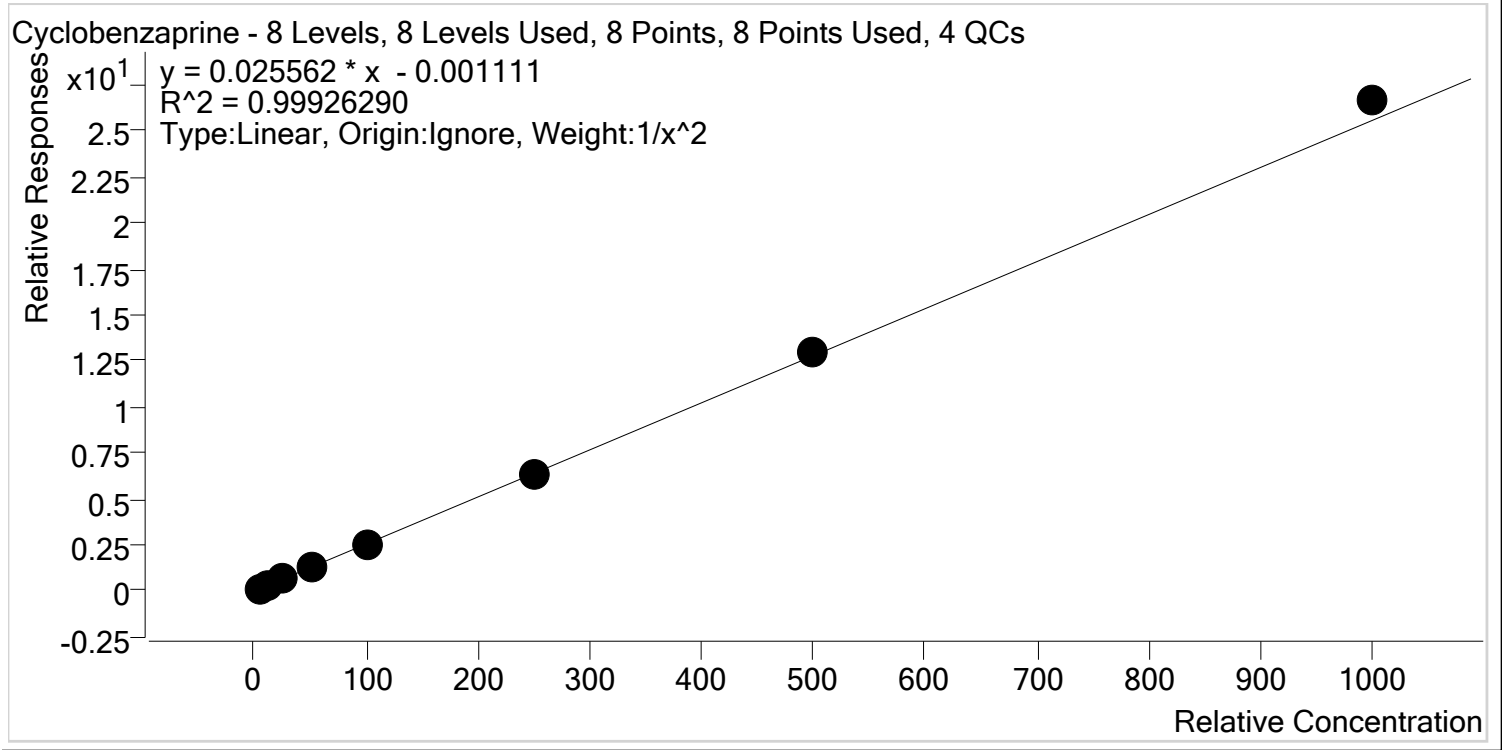


Sample	Level	Enabled	Expected Concentration	Final Concentration	Accuracy
p1 Cal 1-5ng	1	✓	5.0	5.0	99.1
p1 Cal 2- 10ng	2	✓	10.0	10.2	102.0
p1 Cal 3 -25ng	3	✓	25.0	24.5	97.9
p1 Cal 4-50ng	4	✓	50.0	51.3	102.6
p1 Cal 5-100ng	5	✓	100.0	100.3	100.3
p1 Cal 6-250ng	6	✓	250.0	253.3	101.3
p1 Cal 7-500ng	7	✓	500.0	498.5	99.7
p1 Cal 8-1000ng	8	✓	1000.0	970.2	97.0



# AM #28 Multi-Drug Quant. Calibration Curve Report

**Batch results** D:\MassHunter\Data\2020\AM 27-28\041420 AM 27 28 SP\QuantResults\AM 28.batch.bin  
**Last Cal. Update** 4/15/2020 9:37 AM  
**Analyst Name** ISP\Datastor  
**Analyte** Cyclobenzaprine **Internal Standard** Cyclobenzaprine-D3



Sample	Level	Enabled	Expected Concentration	Final Concentration	Accuracy
p1 Cal 1-5ng	1	✓	5.0	5.0	100.6
p1 Cal 2- 10ng	2	✓	10.0	10.0	100.0
p1 Cal 3 -25ng	3	✓	25.0	24.7	98.9
p1 Cal 4-50ng	4	✓	50.0	48.5	96.9
p1 Cal 5-100ng	5	✓	100.0	97.4	97.4
p1 Cal 6-250ng	6	✓	250.0	250.4	100.2
p1 Cal 7-500ng	7	✓	500.0	509.0	101.8
p1 Cal 8-1000ng	8	✓	1000.0	1042.2	104.2

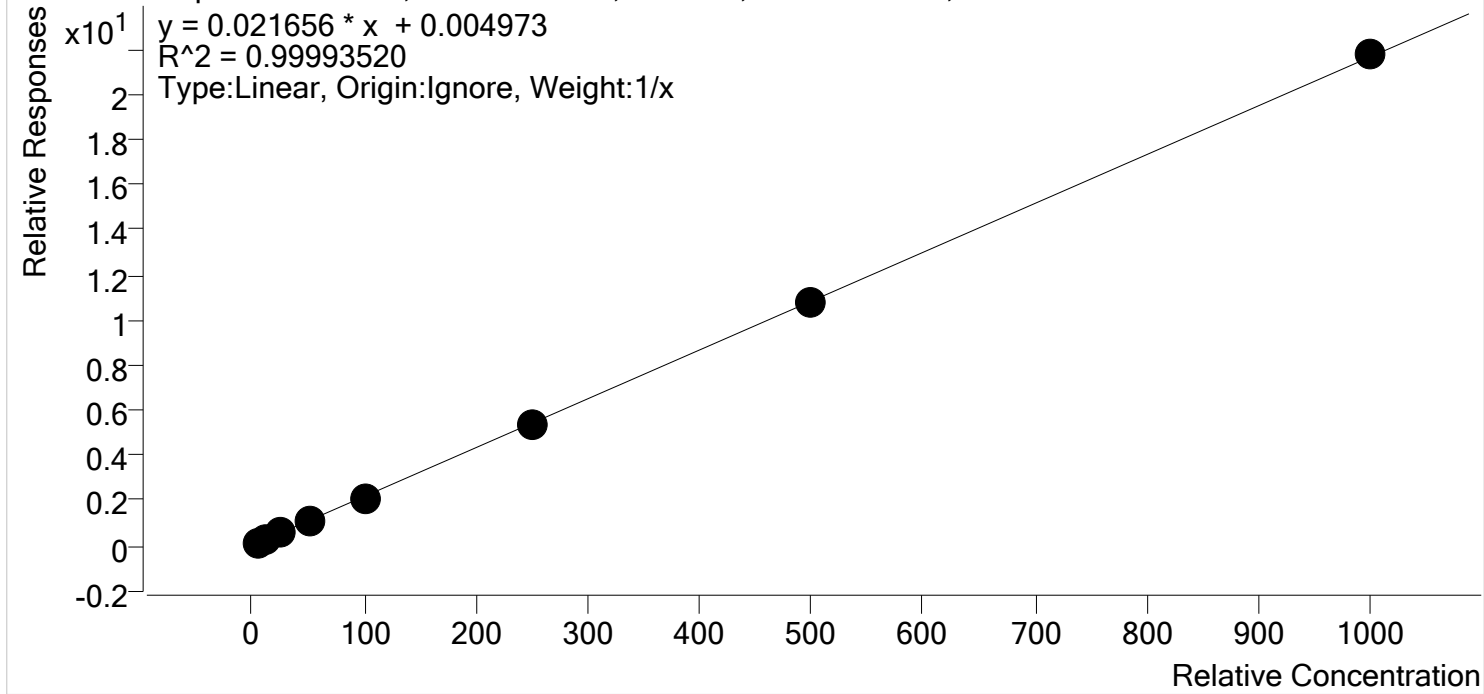
TS \$



# AM #28 Multi-Drug Quant. Calibration Curve Report

**Batch results** D:\MassHunter\Data\2020\AM 27-28\041420 AM 27 28 SP\QuantResults\AM 28.batch.bin  
**Last Cal. Update** 4/15/2020 9:37 AM  
**Analyst Name** ISP\Datastor  
**Analyte** Dextromethorphan **Internal Standard** Dextromethorphan-D3

Dextromethorphan - 8 Levels, 8 Levels Used, 8 Points, 8 Points Used, 4 QCs



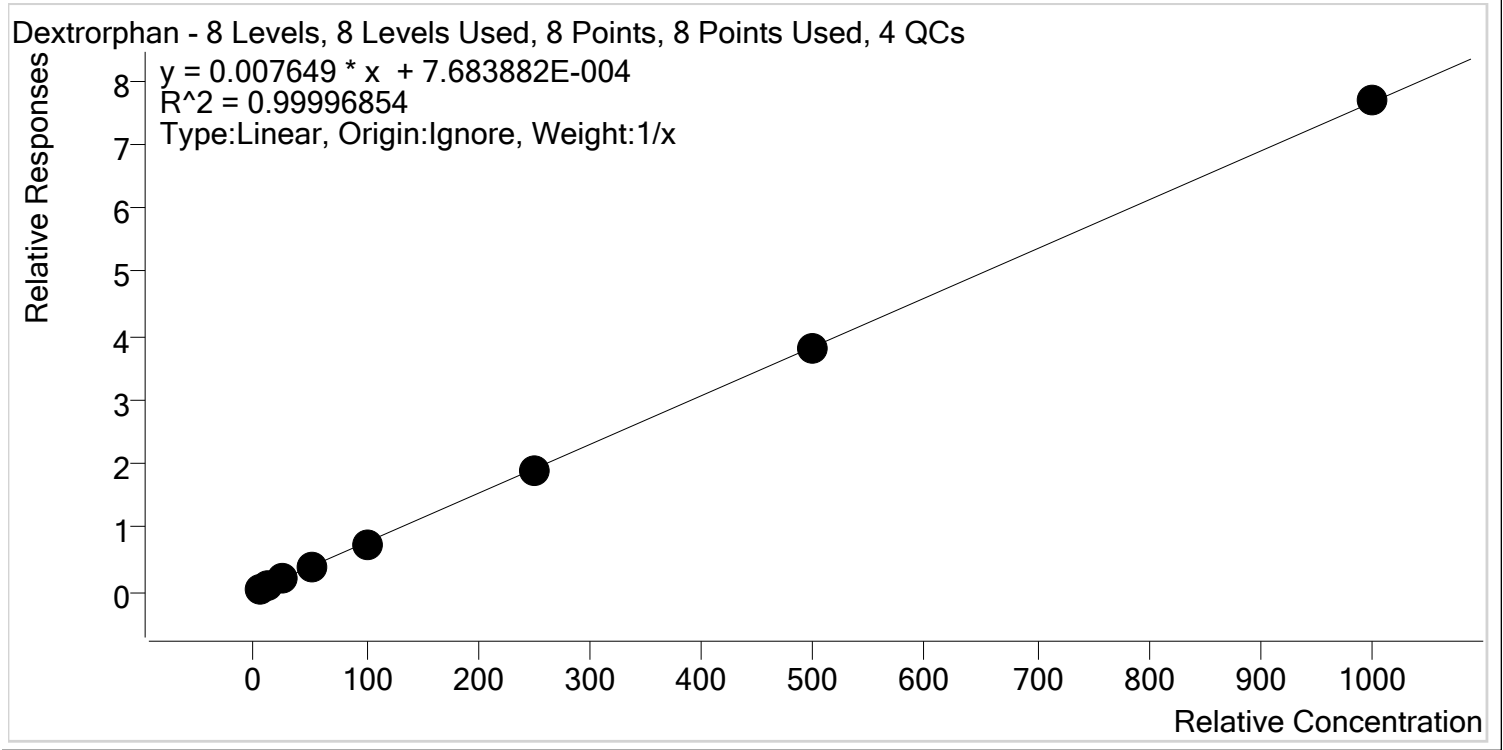
Sample	Level	Enabled	Expected Concentration	Final Concentration	Accuracy
p1 Cal 1-5ng	1	✓	5.0	5.3	106.1
p1 Cal 2- 10ng	2	✓	10.0	10.0	99.6
p1 Cal 3 -25ng	3	✓	25.0	24.4	97.4
p1 Cal 4-50ng	4	✓	50.0	49.4	98.8
p1 Cal 5-100ng	5	✓	100.0	98.8	98.8
p1 Cal 6-250ng	6	✓	250.0	247.1	98.9
p1 Cal 7-500ng	7	✓	500.0	500.2	100.0
p1 Cal 8-1000ng	8	✓	1000.0	1004.9	100.5

TS \$



# AM #28 Multi-Drug Quant. Calibration Curve Report

**Batch results** D:\MassHunter\Data\2020\AM 27-28\041420 AM 27 28 SP\QuantResults\AM 28.batch.bin  
**Last Cal. Update** 4/15/2020 9:37 AM  
**Analyst Name** ISP\Datastor  
**Analyte** Dextrophan Internal Standard Dextrophan-D3



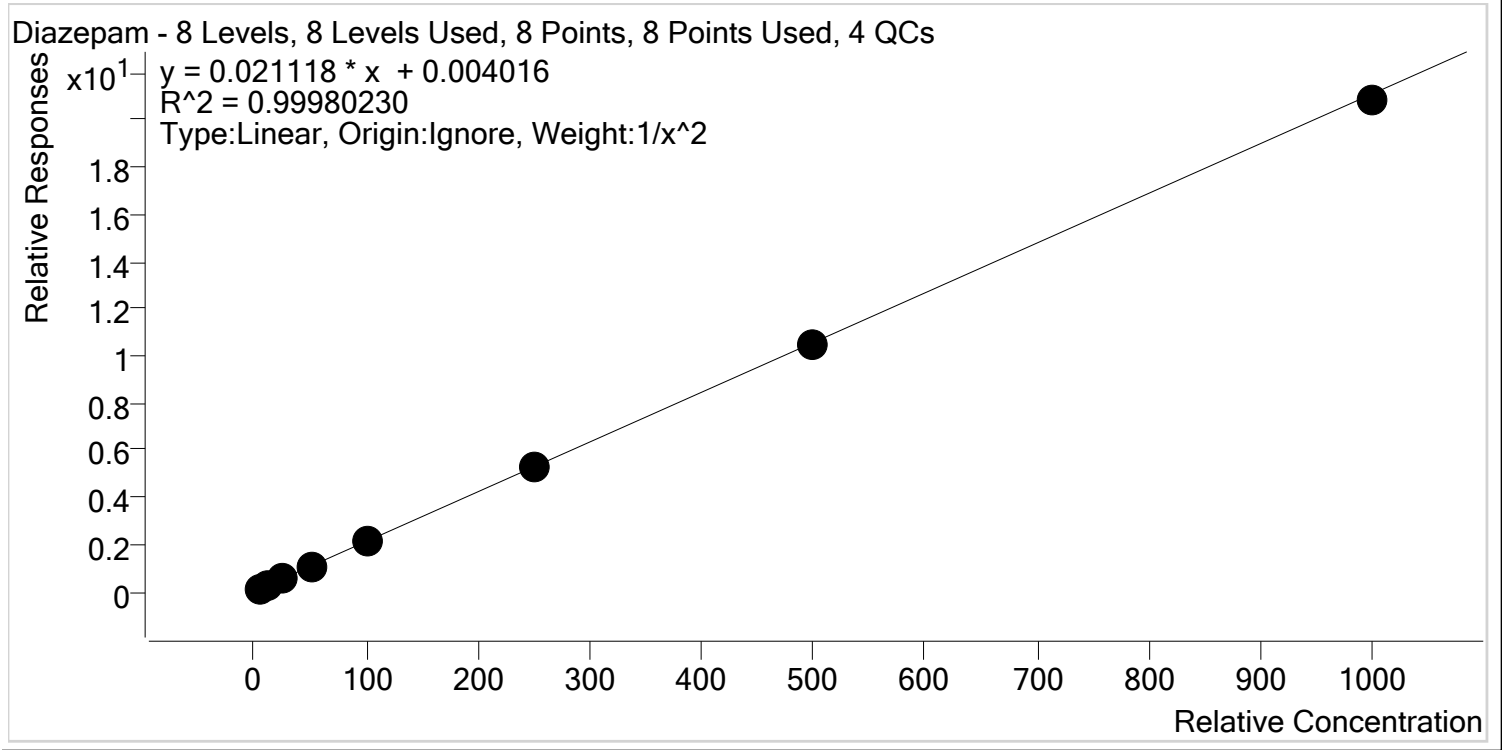
Sample	Level	Enabled	Expected Concentration	Final Concentration	Accuracy
p1 Cal 1-5ng	1	✓	5.0	5.1	102.4
p1 Cal 2- 10ng	2	✓	10.0	10.0	99.6
p1 Cal 3 -25ng	3	✓	25.0	24.8	99.2
p1 Cal 4-50ng	4	✓	50.0	50.4	100.8
p1 Cal 5-100ng	5	✓	100.0	98.4	98.4
p1 Cal 6-250ng	6	✓	250.0	248.5	99.4
p1 Cal 7-500ng	7	✓	500.0	499.4	99.9
p1 Cal 8-1000ng	8	✓	1000.0	1003.4	100.3

TS \$



# AM #28 Multi-Drug Quant. Calibration Curve Report

**Batch results** D:\MassHunter\Data\2020\AM 27-28\041420 AM 27 28 SP\QuantResults\AM 28.batch.bin  
**Last Cal. Update** 4/15/2020 9:37 AM  
**Analyst Name** ISP\Datastor  
**Analyte** Diazepam **Internal Standard** Diazepam-D5



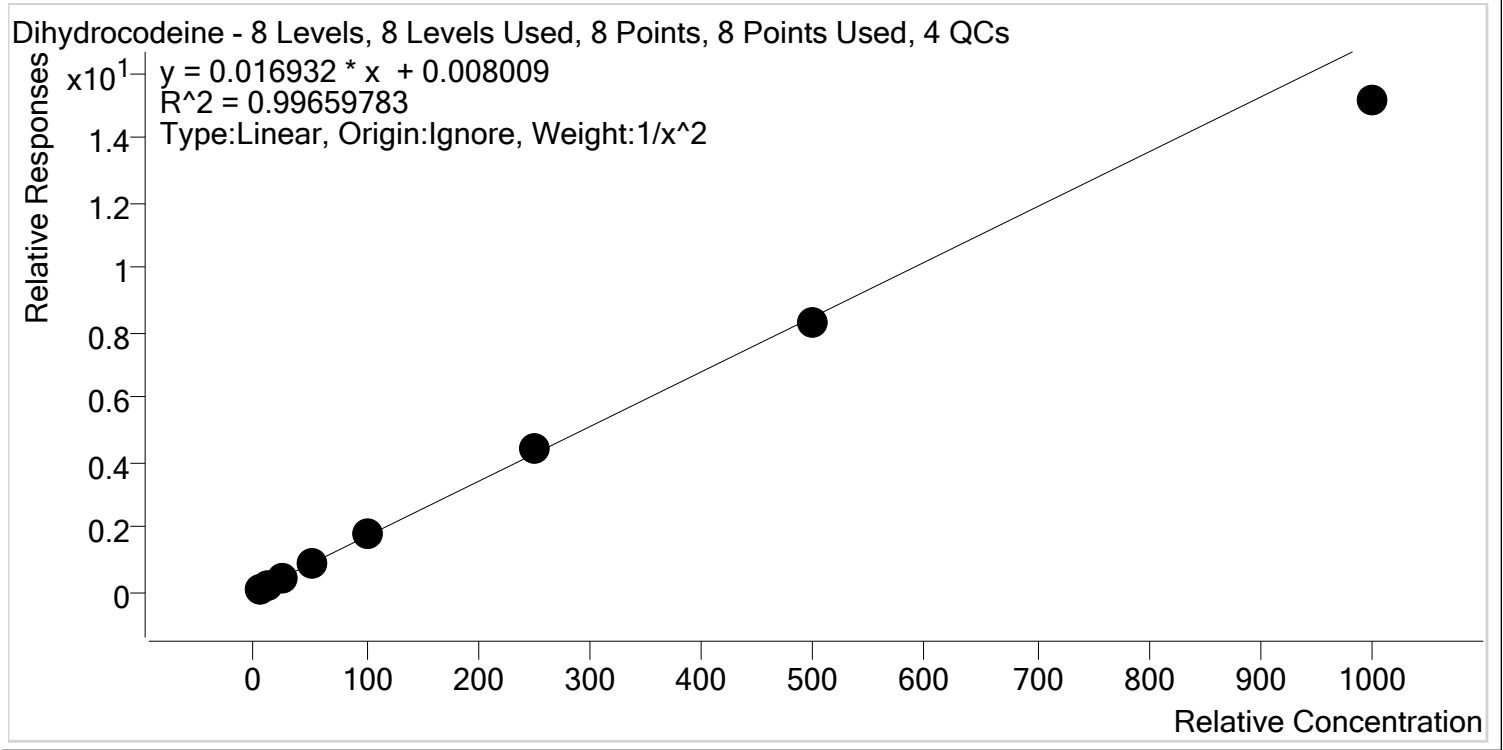
Sample	Level	Enabled	Expected Concentration	Final Concentration	Accuracy
p1 Cal 1-5ng	1	✓	5.0	5.0	99.7
p1 Cal 2- 10ng	2	✓	10.0	10.0	100.4
p1 Cal 3 -25ng	3	✓	25.0	24.8	99.2
p1 Cal 4-50ng	4	✓	50.0	51.3	102.5
p1 Cal 5-100ng	5	✓	100.0	99.4	99.4
p1 Cal 6-250ng	6	✓	250.0	251.7	100.7
p1 Cal 7-500ng	7	✓	500.0	496.9	99.4
p1 Cal 8-1000ng	8	✓	1000.0	986.6	98.7

TS \$



# AM #28 Multi-Drug Quant. Calibration Curve Report

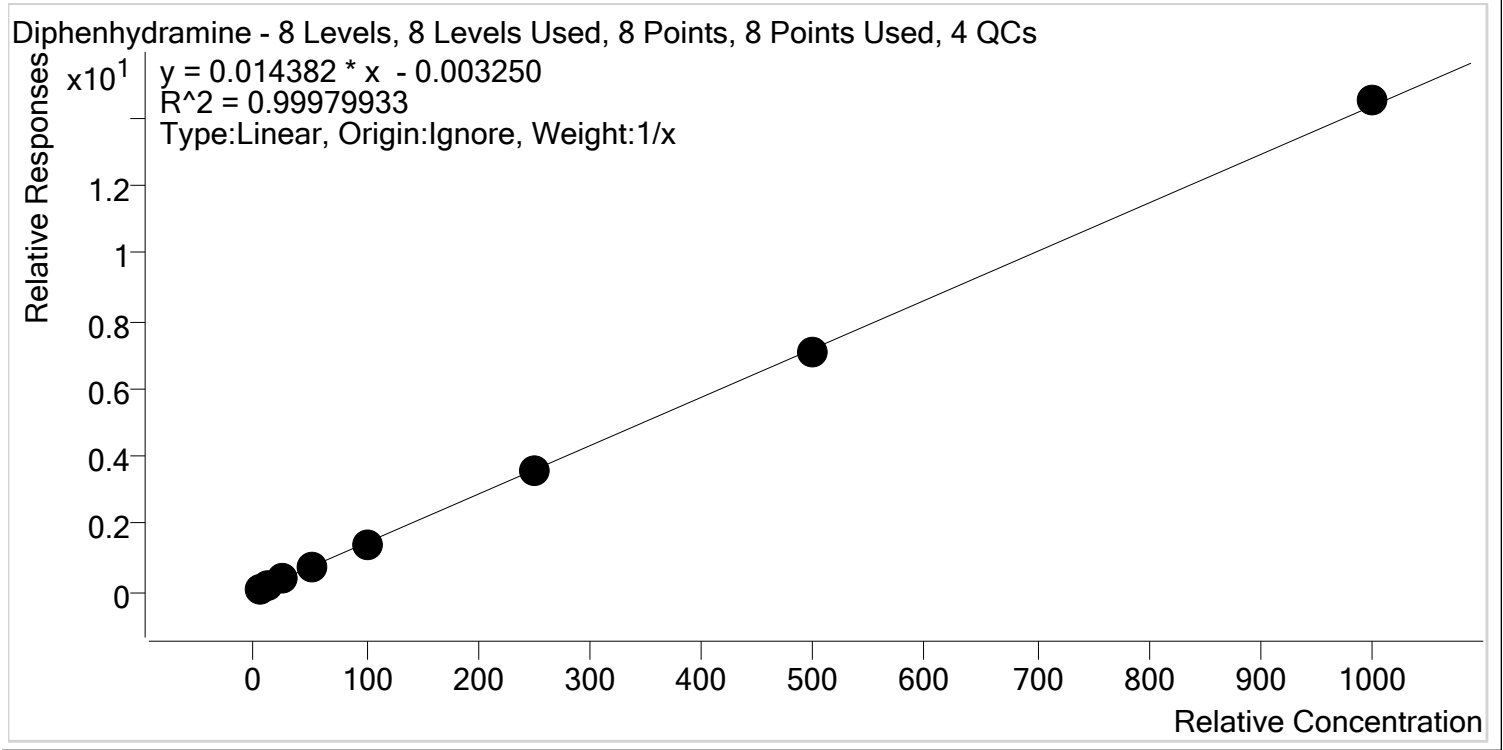
**Batch results** D:\MassHunter\Data\2020\AM 27-28\041420 AM 27 28 SP\QuantResults\AM 28.batch.bin  
**Last Cal. Update** 4/15/2020 9:37 AM  
**Analyst Name** ISP\Datastor  
**Analyte** Dihydrocodeine **Internal Standard** Dihydrocodeine-D6



Sample	Level	Enabled	Expected Concentration	Final Concentration	Accuracy
p1 Cal 1-5ng	1	✓	5.0	5.0	99.1
p1 Cal 2- 10ng	2	✓	10.0	9.9	99.3
p1 Cal 3 -25ng	3	✓	25.0	25.7	102.8
p1 Cal 4-50ng	4	✓	50.0	52.9	105.7
p1 Cal 5-100ng	5	✓	100.0	103.0	103.0
p1 Cal 6-250ng	6	✓	250.0	257.7	103.1
p1 Cal 7-500ng	7	✓	500.0	487.7	97.5
p1 Cal 8-1000ng	8	✓	1000.0	893.7	89.4

# AM #28 Multi-Drug Quant. Calibration Curve Report

**Batch results** D:\MassHunter\Data\2020\AM 27-28\041420 AM 27 28 SP\QuantResults\AM 28.batch.bin  
**Last Cal. Update** 4/15/2020 9:37 AM  
**Analyst Name** ISP\Datastor  
**Analyte** Diphenhydramine **Internal Standard** Diphenhydramine-D3



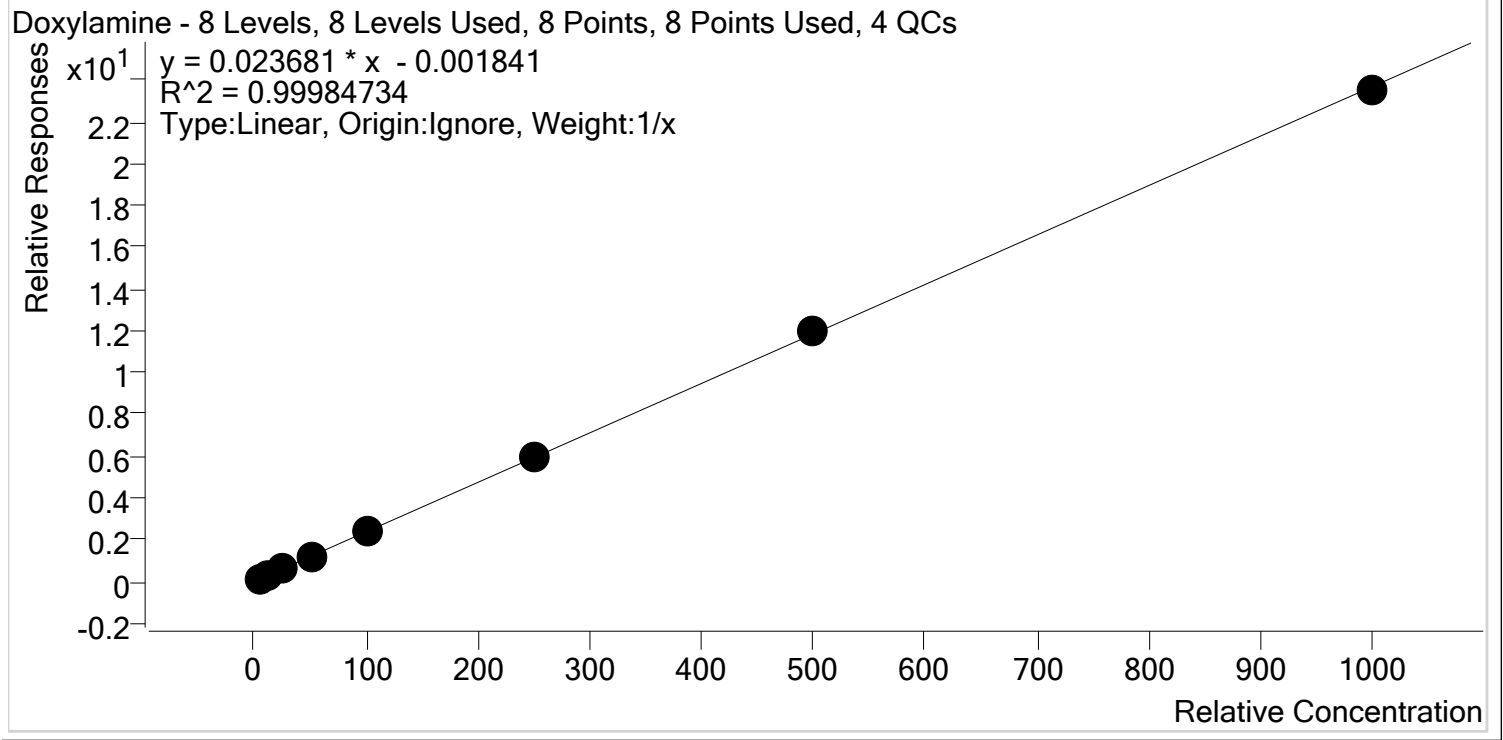
Sample	Level	Enabled	Expected Concentration	Final Concentration	Accuracy
p1 Cal 1-5ng	1	✓	5.0	5.4	107.7
p1 Cal 2- 10ng	2	✓	10.0	10.1	100.6
p1 Cal 3 -25ng	3	✓	25.0	24.2	96.8
p1 Cal 4-50ng	4	✓	50.0	49.4	98.8
p1 Cal 5-100ng	5	✓	100.0	96.9	96.9
p1 Cal 6-250ng	6	✓	250.0	247.6	99.1
p1 Cal 7-500ng	7	✓	500.0	495.1	99.0
p1 Cal 8-1000ng	8	✓	1000.0	1011.3	101.1

TS \$



# AM #28 Multi-Drug Quant. Calibration Curve Report

**Batch results** D:\MassHunter\Data\2020\AM 27-28\041420 AM 27 28 SP\QuantResults\AM 28.batch.bin  
**Last Cal. Update** 4/15/2020 9:37 AM  
**Analyst Name** ISP\Datastor  
**Analyte** Doxylamine **Internal Standard** Doxylamine-D5



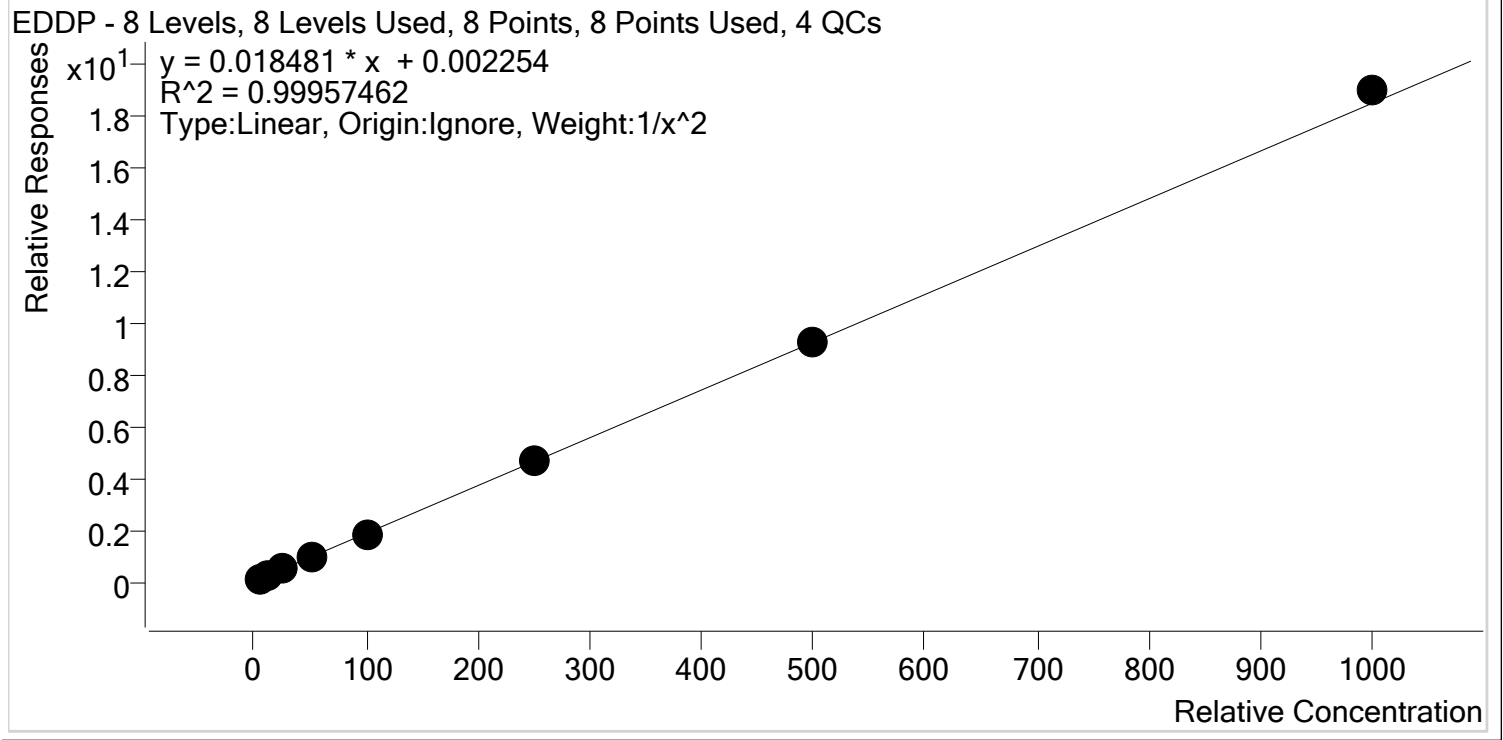
Sample	Level	Enabled	Expected Concentration	Final Concentration	Accuracy
p1 Cal 1-5ng	1	✓	5.0	5.1	102.3
p1 Cal 2- 10ng	2	✓	10.0	10.0	99.8
p1 Cal 3 -25ng	3	✓	25.0	24.6	98.4
p1 Cal 4-50ng	4	✓	50.0	49.7	99.4
p1 Cal 5-100ng	5	✓	100.0	99.0	99.0
p1 Cal 6-250ng	6	✓	250.0	249.8	99.9
p1 Cal 7-500ng	7	✓	500.0	509.7	101.9
p1 Cal 8-1000ng	8	✓	1000.0	992.1	99.2

TS \$



# AM #28 Multi-Drug Quant. Calibration Curve Report

**Batch results** D:\MassHunter\Data\2020\AM 27-28\041420 AM 27 28 SP\QuantResults\AM 28.batch.bin  
**Last Cal. Update** 4/15/2020 9:37 AM  
**Analyst Name** ISP\Datastor  
**Analyte** EDDP **Internal Standard** EDDP-D3



Sample	Level	Enabled	Expected Concentration	Final Concentration	Accuracy
p1 Cal 1-5ng	1	✓	5.0	5.1	101.4
p1 Cal 2- 10ng	2	✓	10.0	9.7	97.3
p1 Cal 3 -25ng	3	✓	25.0	25.0	100.0
p1 Cal 4-50ng	4	✓	50.0	50.3	100.6
p1 Cal 5-100ng	5	✓	100.0	97.6	97.6
p1 Cal 6-250ng	6	✓	250.0	249.9	100.0
p1 Cal 7-500ng	7	✓	500.0	502.0	100.4
p1 Cal 8-1000ng	8	✓	1000.0	1026.6	102.7

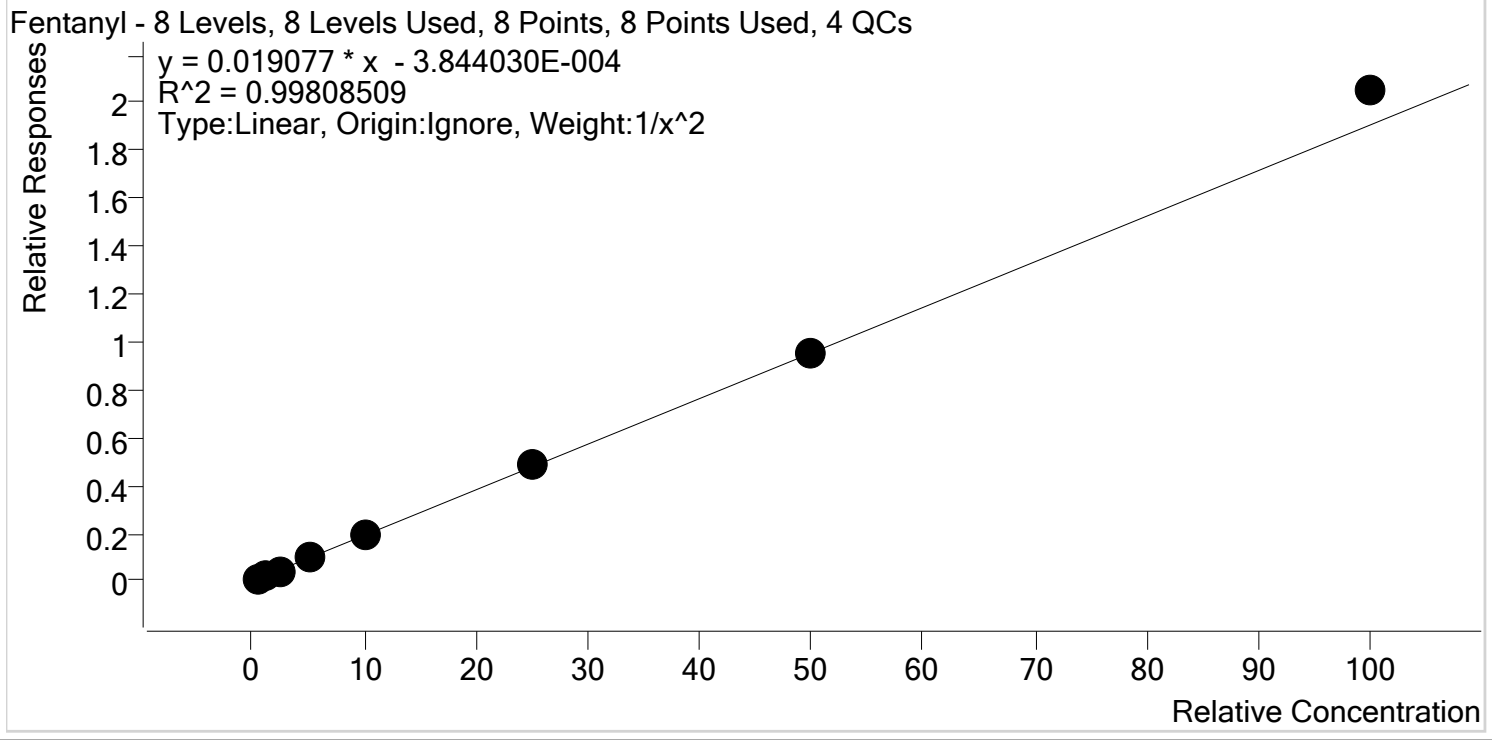


TS \$



# AM #28 Multi-Drug Quant. Calibration Curve Report

**Batch results** D:\MassHunter\Data\2020\AM 27-28\041420 AM 27 28 SP\QuantResults\AM 28.batch.bin  
**Last Cal. Update** 4/15/2020 9:37 AM  
**Analyst Name** ISP\Datastor  
**Analyte** Fentanyl **Internal Standard** Fentanyl-D5



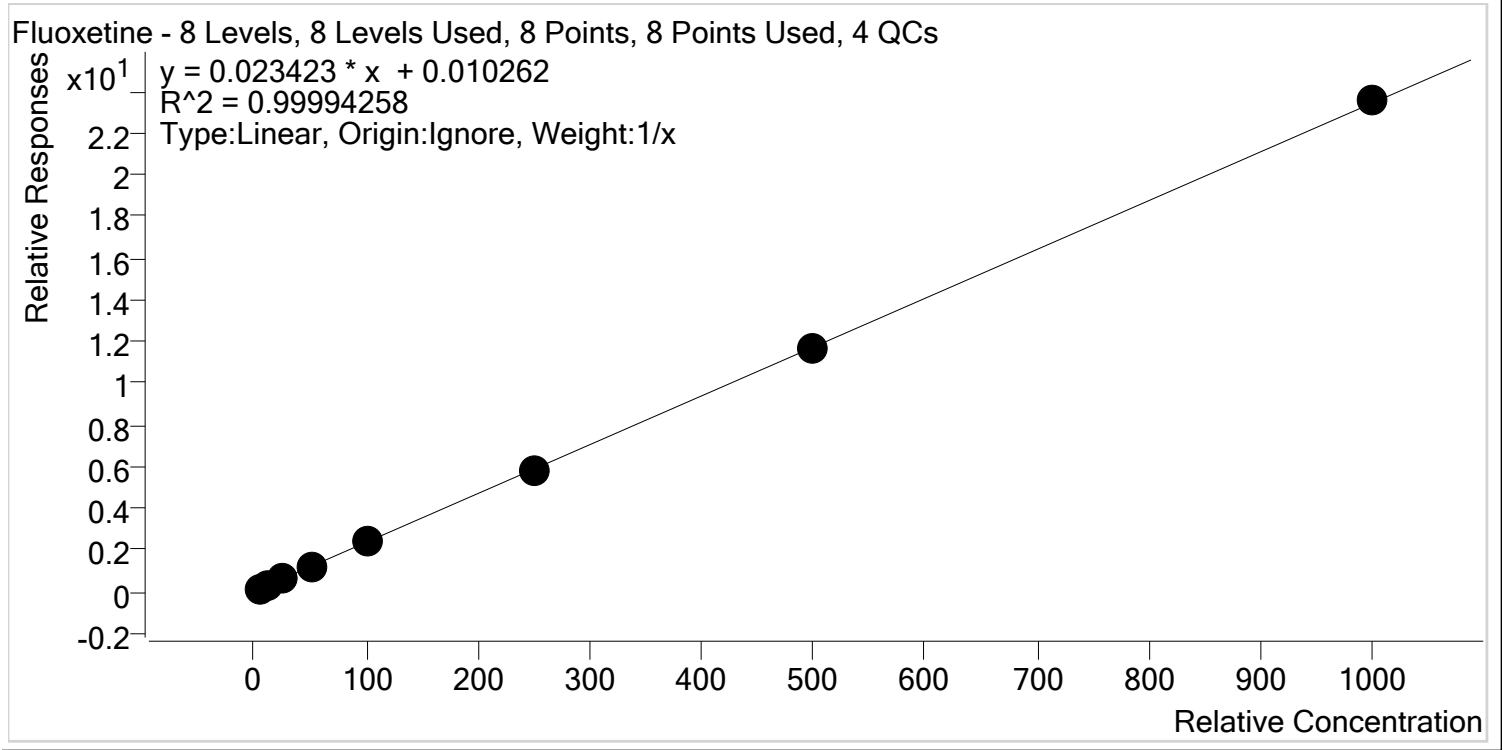
Sample	Level	Enabled	Expected Concentration	Final Concentration	Accuracy
p1 Cal 1-5ng	1	✓	0.5	0.5	102.3
p1 Cal 2- 10ng	2	✓	1.0	1.0	97.9
p1 Cal 3 -25ng	3	✓	2.5	2.4	94.6
p1 Cal 4-50ng	4	✓	5.0	4.9	98.6
p1 Cal 5-100ng	5	✓	10.0	9.8	98.3
p1 Cal 6-250ng	6	✓	25.0	25.2	100.9
p1 Cal 7-500ng	7	✓	50.0	49.9	99.8
p1 Cal 8-1000ng	8	✓	100.0	107.5	107.5

TS \$



# AM #28 Multi-Drug Quant. Calibration Curve Report

**Batch results** D:\MassHunter\Data\2020\AM 27-28\041420 AM 27 28 SP\QuantResults\AM 28.batch.bin  
**Last Cal. Update** 4/15/2020 9:37 AM  
**Analyst Name** ISP\Datastor  
**Analyte** Fluoxetine **Internal Standard** Fluoxetine-D6



Sample	Level	Enabled	Expected Concentration	Final Concentration	Accuracy
p1 Cal 1-5ng	1	✓	5.0	4.9	97.8
p1 Cal 2- 10ng	2	✓	10.0	10.1	100.7
p1 Cal 3 -25ng	3	✓	25.0	25.2	100.9
p1 Cal 4-50ng	4	✓	50.0	50.5	101.0
p1 Cal 5-100ng	5	✓	100.0	100.7	100.7
p1 Cal 6-250ng	6	✓	250.0	248.3	99.3
p1 Cal 7-500ng	7	✓	500.0	495.1	99.0
p1 Cal 8-1000ng	8	✓	1000.0	1005.2	100.5

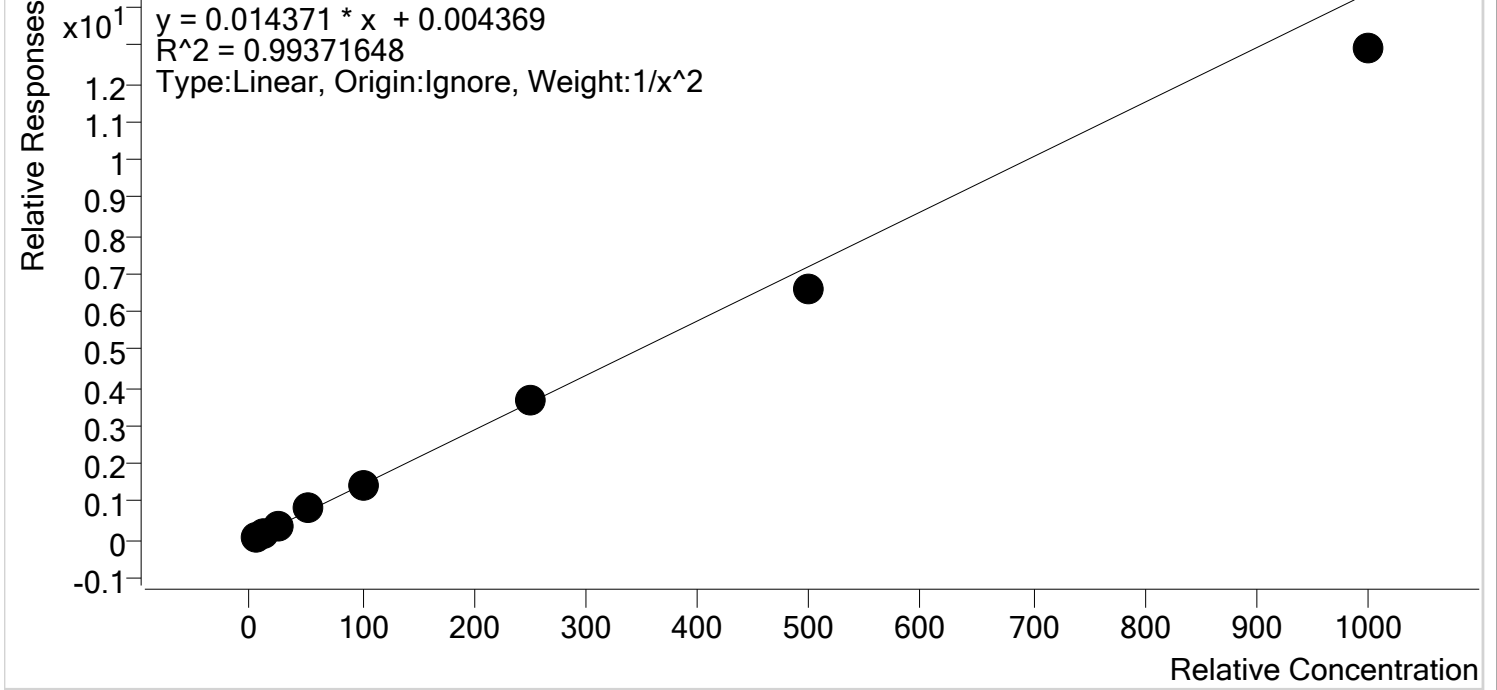
TS \$



# AM #28 Multi-Drug Quant. Calibration Curve Report

**Batch results** D:\MassHunter\Data\2020\AM 27-28\041420 AM 27 28 SP\QuantResults\AM 28.batch.bin  
**Last Cal. Update** 4/15/2020 9:37 AM  
**Analyst Name** ISP\Datastor  
**Analyte** Hydrocodone **Internal Standard** Hydrocodone-D6

Hydrocodone - 8 Levels, 8 Levels Used, 8 Points, 8 Points Used, 4 QCs



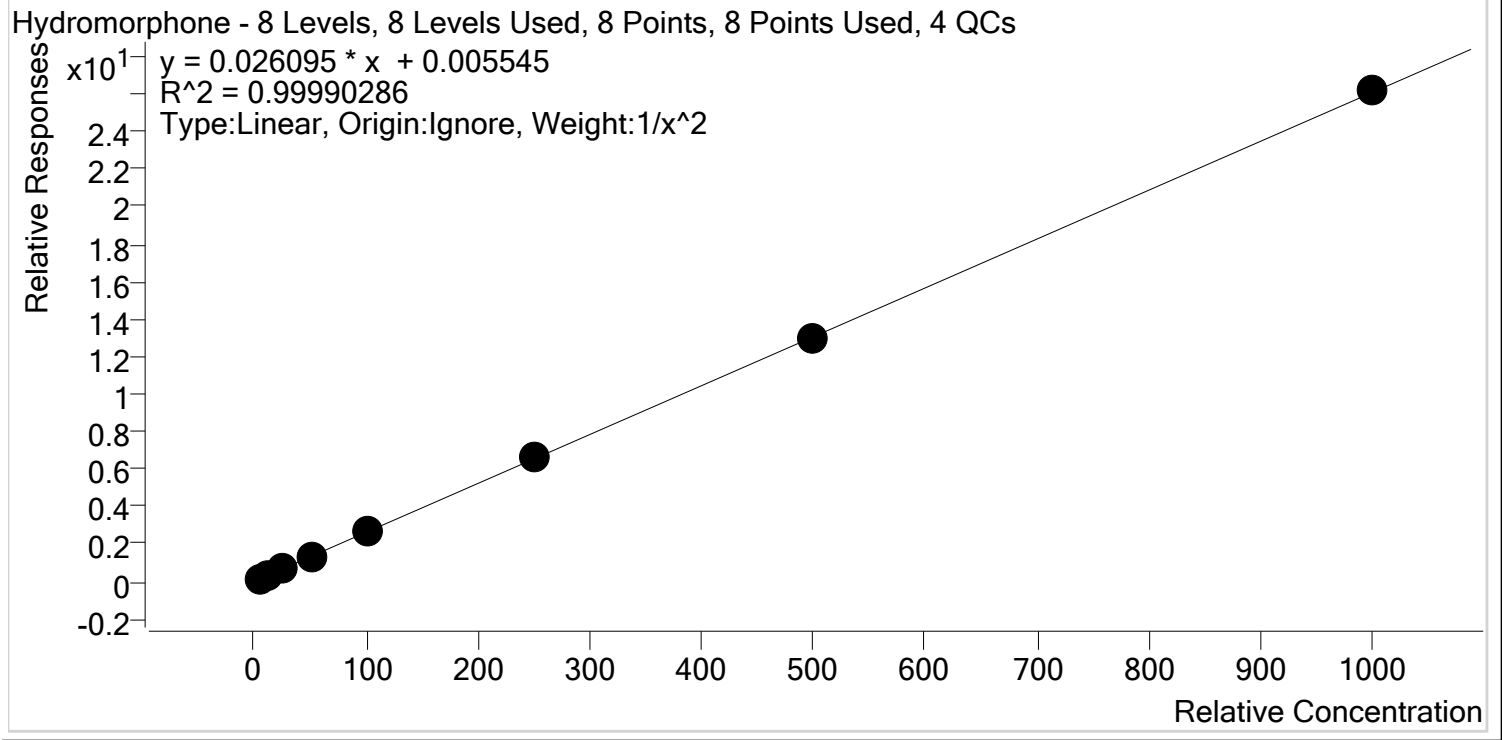
Sample	Level	Enabled	Expected Concentration	Final Concentration	Accuracy
p1 Cal 1-5ng	1	✓	5.0	4.8	96.7
p1 Cal 2- 10ng	2	✓	10.0	10.3	102.9
p1 Cal 3 -25ng	3	✓	25.0	26.0	103.8
p1 Cal 4-50ng	4	✓	50.0	55.3	110.7
p1 Cal 5-100ng	5	✓	100.0	102.0	102.0
p1 Cal 6-250ng	6	✓	250.0	256.3	102.5
p1 Cal 7-500ng	7	✓	500.0	457.6	91.5
p1 Cal 8-1000ng	8	✓	1000.0	898.5	89.8

TS \$



# AM #28 Multi-Drug Quant. Calibration Curve Report

**Batch results** D:\MassHunter\Data\2020\AM 27-28\041420 AM 27 28 SP\QuantResults\AM 28.batch.bin  
**Last Cal. Update** 4/15/2020 9:37 AM  
**Analyst Name** ISP\Datastor  
**Analyte** Hydromorphone **Internal Standard** Hydromorphone-D6



Sample	Level	Enabled	Expected Concentration	Final Concentration	Accuracy
p1 Cal 1-5ng	1	✓	5.0	5.0	99.7
p1 Cal 2- 10ng	2	✓	10.0	10.1	100.9
p1 Cal 3 -25ng	3	✓	25.0	24.7	98.8
p1 Cal 4-50ng	4	✓	50.0	50.4	100.9
p1 Cal 5-100ng	5	✓	100.0	98.9	98.9
p1 Cal 6-250ng	6	✓	250.0	251.9	100.8
p1 Cal 7-500ng	7	✓	500.0	498.2	99.6
p1 Cal 8-1000ng	8	✓	1000.0	1003.9	100.4

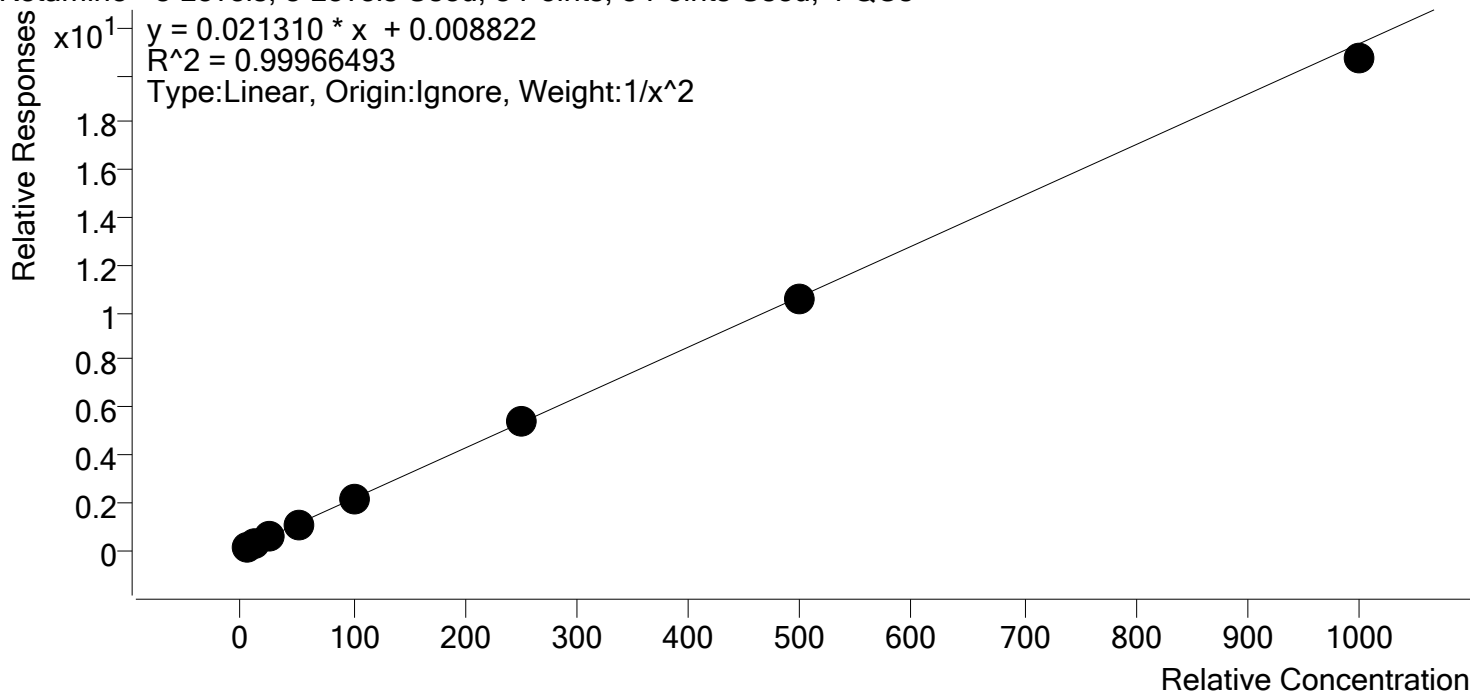
TS \$



# AM #28 Multi-Drug Quant. Calibration Curve Report

**Batch results** D:\MassHunter\Data\2020\AM 27-28\041420 AM 27 28 SP\QuantResults\AM 28.batch.bin  
**Last Cal. Update** 4/15/2020 9:37 AM  
**Analyst Name** ISP\Datastor  
**Analyte** Ketamine **Internal Standard** Ketamine-D4

Ketamine - 8 Levels, 8 Levels Used, 8 Points, 8 Points Used, 4 QCs



Sample	Level	Enabled	Expected Concentration	Final Concentration	Accuracy
p1 Cal 1-5ng	1	✓	5.0	5.0	99.0
p1 Cal 2- 10ng	2	✓	10.0	10.1	101.2
p1 Cal 3 -25ng	3	✓	25.0	25.2	100.7
p1 Cal 4-50ng	4	✓	50.0	51.0	102.0
p1 Cal 5-100ng	5	✓	100.0	100.8	100.8
p1 Cal 6-250ng	6	✓	250.0	250.8	100.3
p1 Cal 7-500ng	7	✓	500.0	494.3	98.9
p1 Cal 8-1000ng	8	✓	1000.0	970.6	97.1

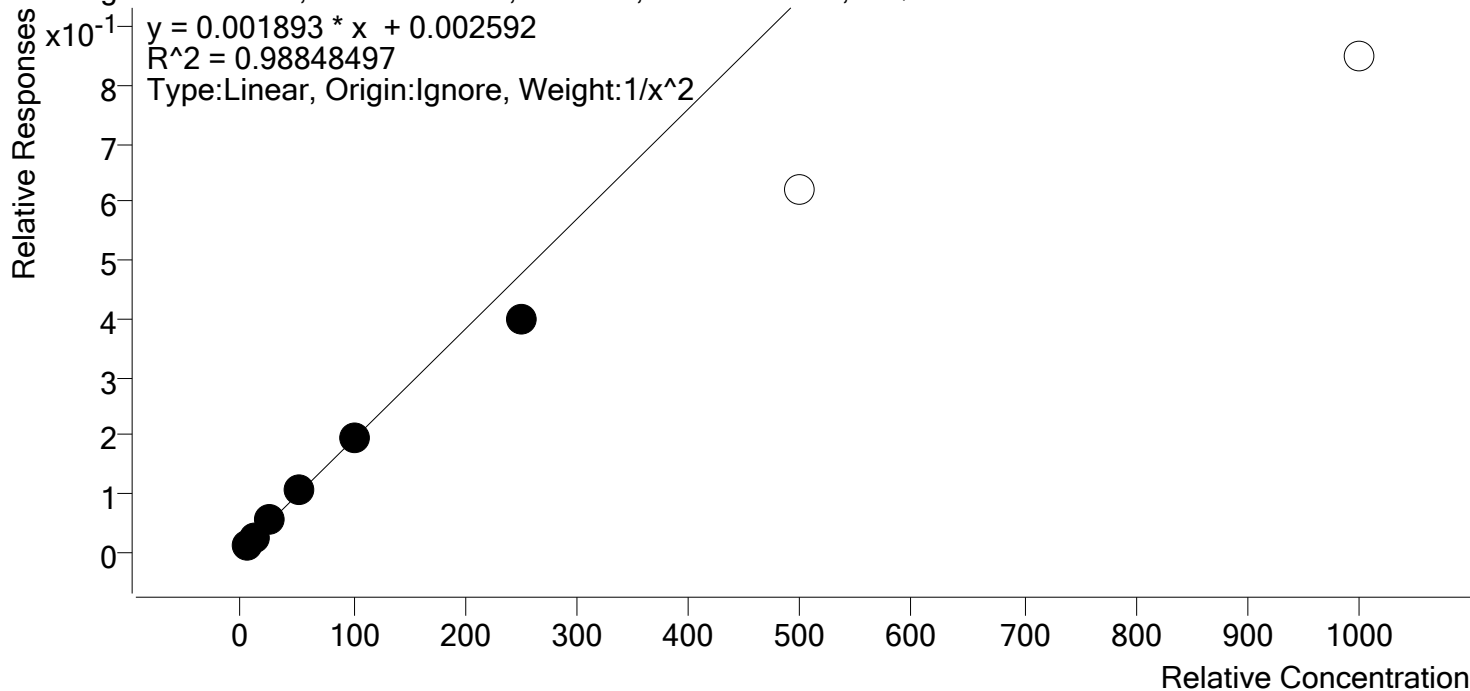
TS \$



# AM #28 Multi-Drug Quant. Calibration Curve Report

**Batch results** D:\MassHunter\Data\2020\AM 27-28\041420 AM 27 28 SP\QuantResults\AM 28.batch.bin  
**Last Cal. Update** 4/15/2020 9:37 AM  
**Analyst Name** ISP\Datastor  
**Analyte** Lamotrigine **Internal Standard** Ketamine-D4

Lamotrigine - 8 Levels, 6 Levels Used, 8 Points, 6 Points Used, 4 QCs



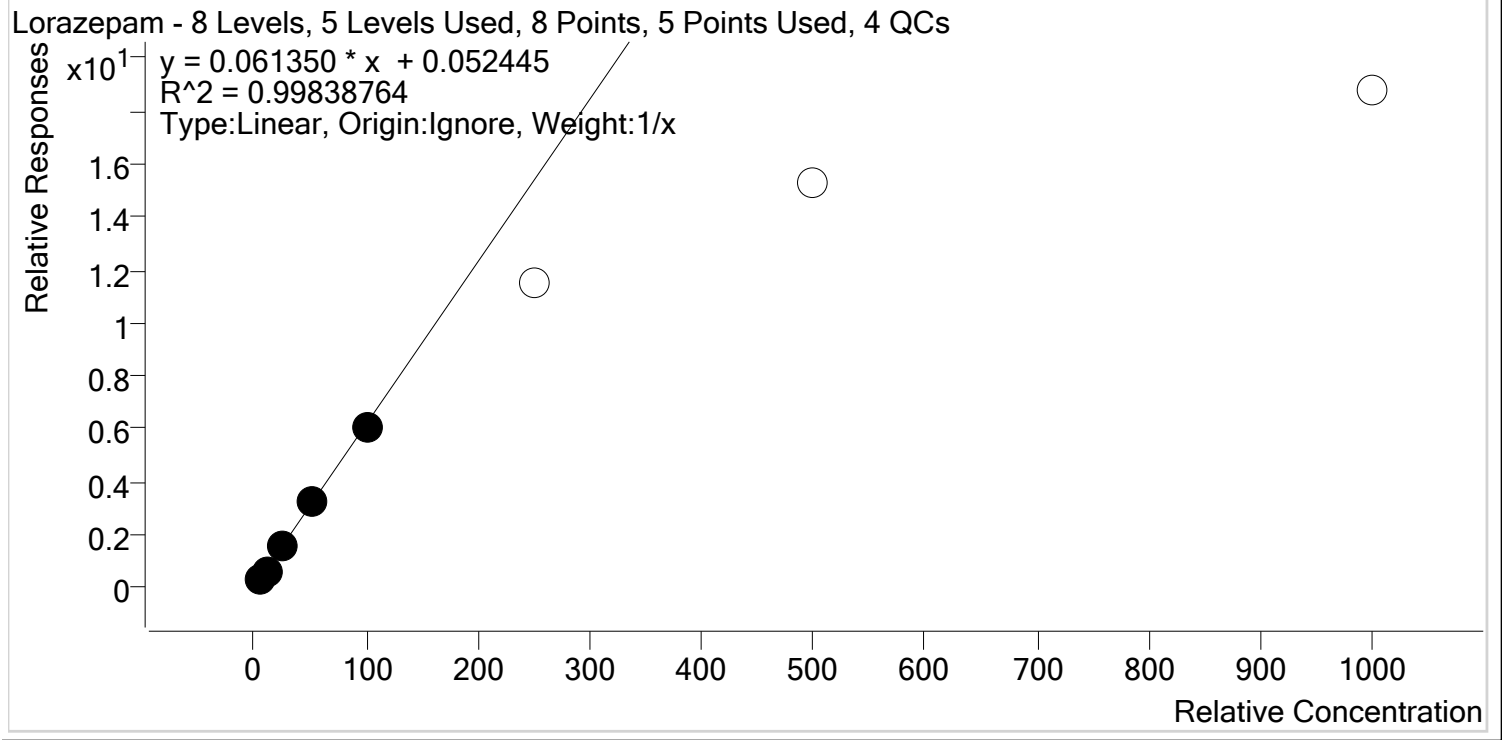
Sample	Level	Enabled	Expected Concentration	Final Concentration	Accuracy
p1 Cal 1-5ng	1	✓	5.0	4.8	96.7
p1 Cal 2- 10ng	2	✓	10.0	10.2	102.2
p1 Cal 3 -25ng	3	✓	25.0	27.1	108.2
p1 Cal 4-50ng	4	✓	50.0	53.8	107.6
p1 Cal 5-100ng	5	✓	100.0	100.8	100.8
p1 Cal 6-250ng	6	✓	250.0	210.9	84.4
p1 Cal 7-500ng	7	x	500.0	327.9	65.6
p1 Cal 8-1000ng	8	x	1000.0	447.3	44.7

TS \$



# AM #28 Multi-Drug Quant. Calibration Curve Report

**Batch results** D:\MassHunter\Data\2020\AM 27-28\041420 AM 27 28 SP\QuantResults\AM 28.batch.bin  
**Last Cal. Update** 4/15/2020 9:37 AM  
**Analyst Name** ISP\Datastor  
**Analyte** Lorazepam **Internal Standard** Clonazepam-D4



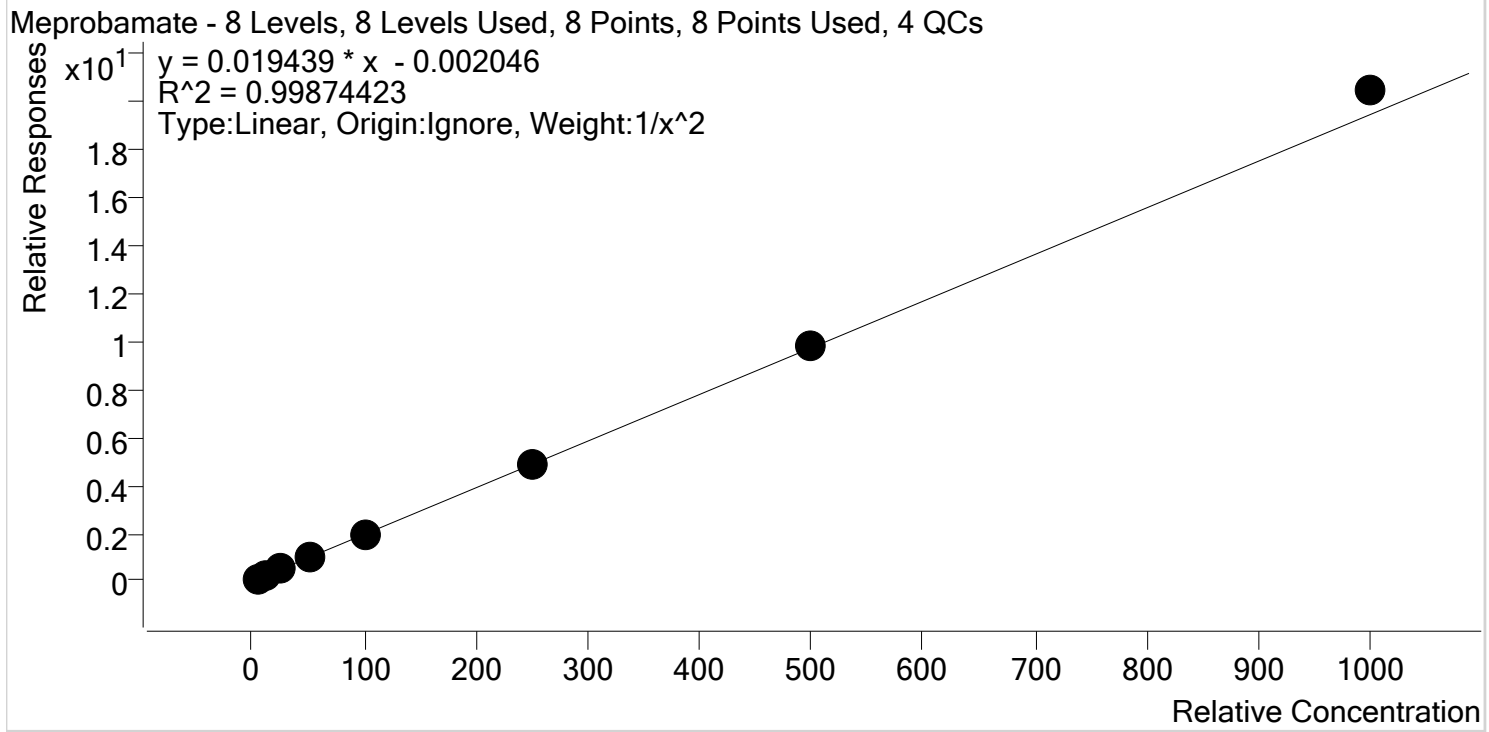
Sample	Level	Enabled	Expected Concentration	Final Concentration	Accuracy
p1 Cal 1-5ng	1	✓	5.0	4.8	96.1
p1 Cal 2- 10ng	2	✓	10.0	10.1	100.6
p1 Cal 3 -25ng	3	✓	25.0	25.2	101.0
p1 Cal 4-50ng	4	✓	50.0	52.5	104.9
p1 Cal 5-100ng	5	✓	100.0	97.4	97.4
p1 Cal 6-250ng	6	x	250.0	188.1	75.2
p1 Cal 7-500ng	7	x	500.0	249.4	49.9
p1 Cal 8-1000ng	8	x	1000.0	305.4	30.5

TS \$



# AM #28 Multi-Drug Quant. Calibration Curve Report

**Batch results** D:\MassHunter\Data\2020\AM 27-28\041420 AM 27 28 SP\QuantResults\AM 28.batch.bin  
**Last Cal. Update** 4/15/2020 9:37 AM  
**Analyst Name** ISP\Datastor  
**Analyte** Meprobamate **Internal Standard** Meprobamate-D7



Sample	Level	Enabled	Expected Concentration	Final Concentration	Accuracy
p1 Cal 1-5ng	1	✓	5.0	5.1	101.9
p1 Cal 2- 10ng	2	✓	10.0	9.8	97.9
p1 Cal 3 -25ng	3	✓	25.0	24.0	96.1
p1 Cal 4-50ng	4	✓	50.0	50.1	100.3
p1 Cal 5-100ng	5	✓	100.0	96.4	96.4
p1 Cal 6-250ng	6	✓	250.0	253.2	101.3
p1 Cal 7-500ng	7	✓	500.0	505.4	101.1
p1 Cal 8-1000ng	8	✓	1000.0	1051.4	105.1

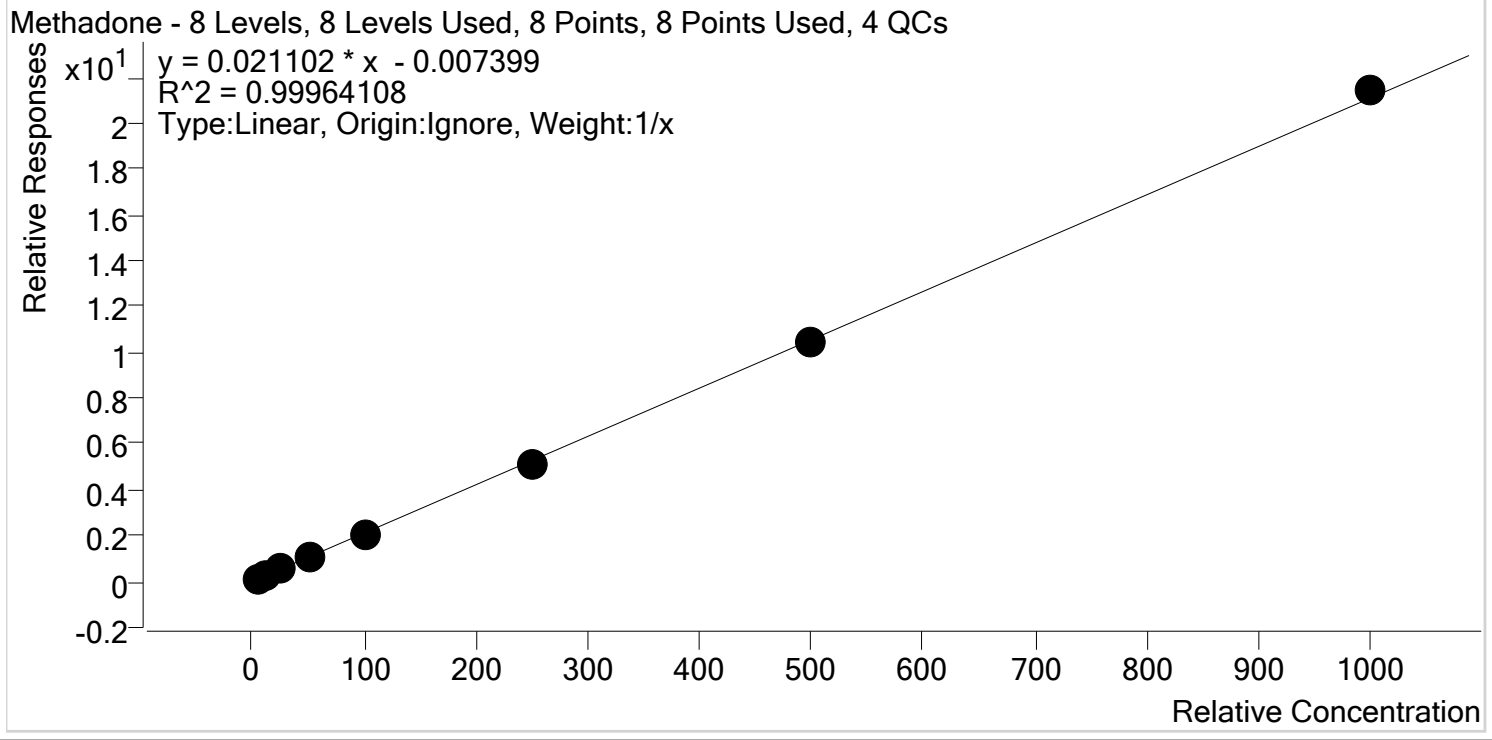


TS \$



# AM #28 Multi-Drug Quant. Calibration Curve Report

**Batch results** D:\MassHunter\Data\2020\AM 27-28\041420 AM 27 28 SP\QuantResults\AM 28.batch.bin  
**Last Cal. Update** 4/15/2020 9:37 AM  
**Analyst Name** ISP\Datastor  
**Analyte** Methadone **Internal Standard** Methadone-D9



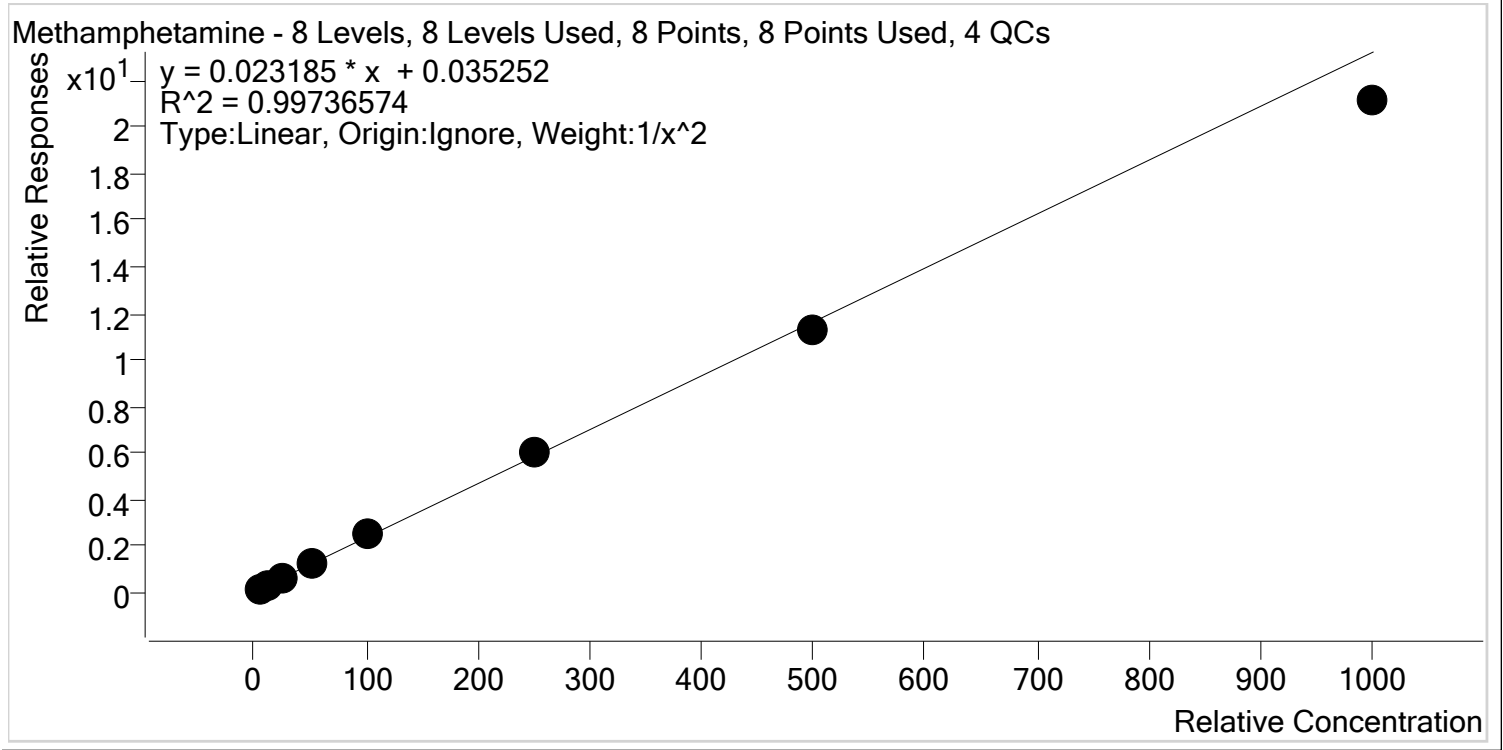
Sample	Level	Enabled	Expected Concentration	Final Concentration	Accuracy
p1 Cal 1-5ng	1	✓	5.0	5.5	109.4
p1 Cal 2- 10ng	2	✓	10.0	10.0	100.3
p1 Cal 3 -25ng	3	✓	25.0	24.3	97.3
p1 Cal 4-50ng	4	✓	50.0	49.2	98.3
p1 Cal 5-100ng	5	✓	100.0	96.5	96.5
p1 Cal 6-250ng	6	✓	250.0	244.4	97.8
p1 Cal 7-500ng	7	✓	500.0	494.3	98.9
p1 Cal 8-1000ng	8	✓	1000.0	1015.8	101.6

TS \$



# AM #28 Multi-Drug Quant. Calibration Curve Report

**Batch results** D:\MassHunter\Data\2020\AM 27-28\041420 AM 27 28 SP\QuantResults\AM 28.batch.bin  
**Last Cal. Update** 4/15/2020 9:37 AM  
**Analyst Name** ISP\Datastor  
**Analyte** Methamphetamine **Internal Standard** Methamphetamine-D11



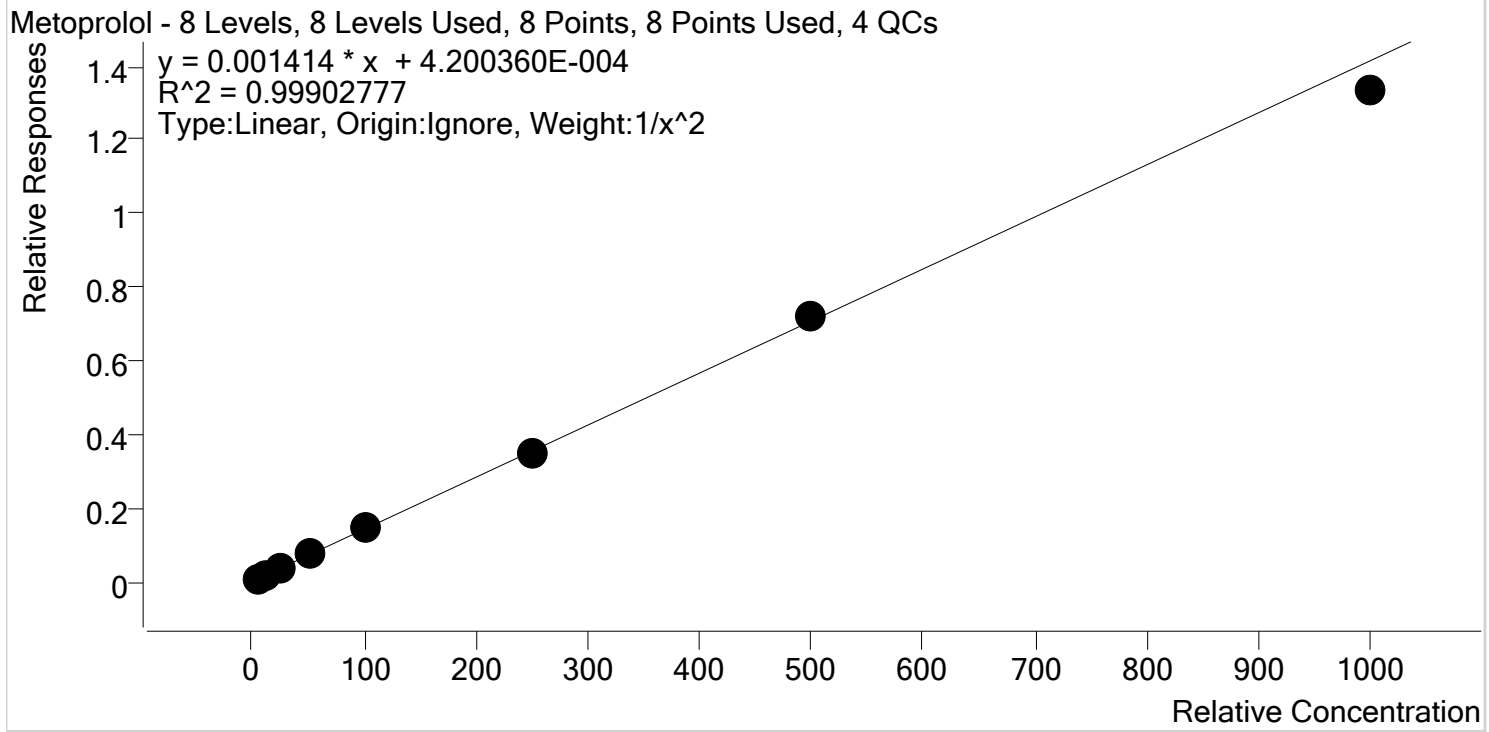
Sample	Level	Enabled	Expected Concentration	Final Concentration	Accuracy
p1 Cal 1-5ng	1	✓	5.0	4.9	98.9
p1 Cal 2- 10ng	2	✓	10.0	10.0	100.4
p1 Cal 3 -25ng	3	✓	25.0	25.2	100.7
p1 Cal 4-50ng	4	✓	50.0	52.5	105.1
p1 Cal 5-100ng	5	✓	100.0	104.4	104.4
p1 Cal 6-250ng	6	✓	250.0	255.5	102.2
p1 Cal 7-500ng	7	✓	500.0	485.8	97.2
p1 Cal 8-1000ng	8	✓	1000.0	910.8	91.1

TS \$



# AM #28 Multi-Drug Quant. Calibration Curve Report

**Batch results** D:\MassHunter\Data\2020\AM 27-28\041420 AM 27 28 SP\QuantResults\AM 28.batch.bin  
**Last Cal. Update** 4/15/2020 9:37 AM  
**Analyst Name** ISP\Datastor  
**Analyte** Metoprolol **Internal Standard** Tramadol-13C-D3



Sample	Level	Enabled	Expected Concentration	Final Concentration	Accuracy
p1 Cal 1-5ng	1	✓	5.0	5.0	100.1
p1 Cal 2- 10ng	2	✓	10.0	9.9	98.7
p1 Cal 3 -25ng	3	✓	25.0	25.4	101.4
p1 Cal 4-50ng	4	✓	50.0	51.5	102.9
p1 Cal 5-100ng	5	✓	100.0	100.7	100.7
p1 Cal 6-250ng	6	✓	250.0	248.9	99.6
p1 Cal 7-500ng	7	✓	500.0	511.8	102.4
p1 Cal 8-1000ng	8	✓	1000.0	942.7	94.3

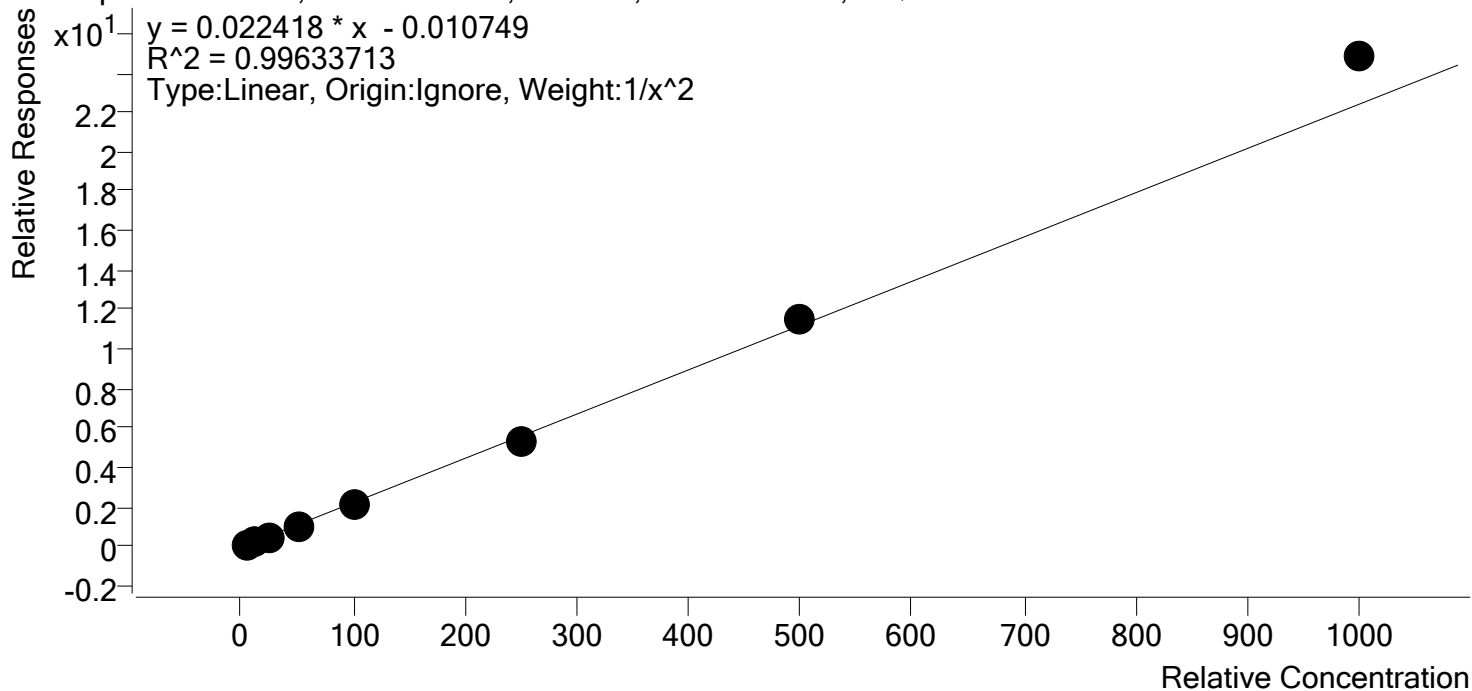
TS \$



# AM #28 Multi-Drug Quant. Calibration Curve Report

**Batch results** D:\MassHunter\Data\2020\AM 27-28\041420 AM 27 28 SP\QuantResults\AM 28.batch.bin  
**Last Cal. Update** 4/15/2020 9:37 AM  
**Analyst Name** ISP\Datastor  
**Analyte** Mirtazapine **Internal Standard** alpha-PVP-d8

Mirtazapine - 8 Levels, 8 Levels Used, 8 Points, 8 Points Used, 4 QCs



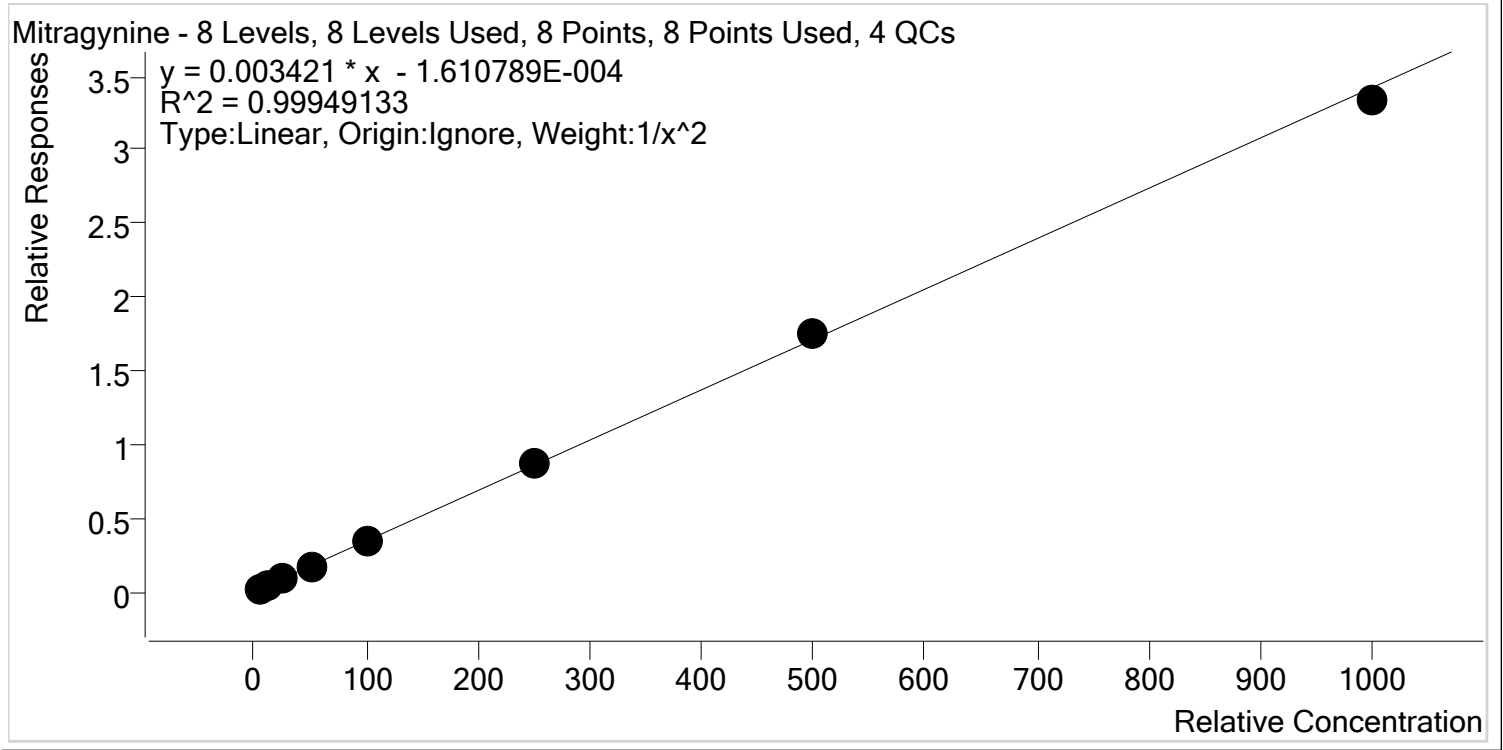
Sample	Level	Enabled	Expected Concentration	Final Concentration	Accuracy
p1 Cal 1-5ng	1	✓	5.0	5.0	100.7
p1 Cal 2- 10ng	2	✓	10.0	10.2	101.8
p1 Cal 3 -25ng	3	✓	25.0	23.8	95.3
p1 Cal 4-50ng	4	✓	50.0	47.5	95.1
p1 Cal 5-100ng	5	✓	100.0	96.8	96.8
p1 Cal 6-250ng	6	✓	250.0	241.8	96.7
p1 Cal 7-500ng	7	✓	500.0	513.9	102.8
p1 Cal 8-1000ng	8	✓	1000.0	1107.6	110.8

TS \$



# AM #28 Multi-Drug Quant. Calibration Curve Report

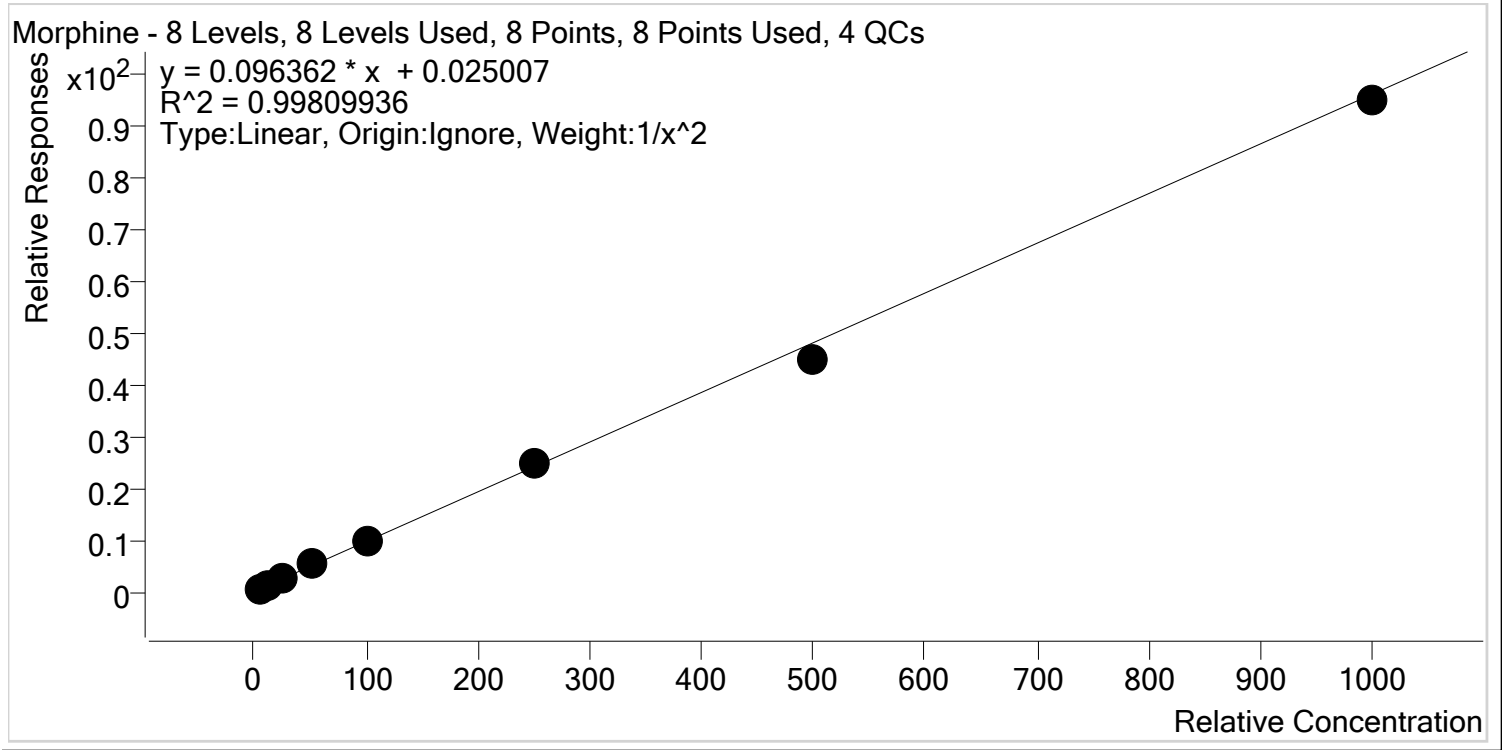
**Batch results** D:\MassHunter\Data\2020\AM 27-28\041420 AM 27 28 SP\QuantResults\AM 28.batch.bin  
**Last Cal. Update** 4/15/2020 9:37 AM  
**Analyst Name** ISP\Datastor  
**Analyte** Mitragynine **Internal Standard** Methadone-D9



Sample	Level	Enabled	Expected Concentration	Final Concentration	Accuracy
p1 Cal 1-5ng	1	✓	5.0	5.1	101.2
p1 Cal 2- 10ng	2	✓	10.0	9.7	97.4
p1 Cal 3 -25ng	3	✓	25.0	25.2	100.6
p1 Cal 4-50ng	4	✓	50.0	49.4	98.7
p1 Cal 5-100ng	5	✓	100.0	101.1	101.1
p1 Cal 6-250ng	6	✓	250.0	251.6	100.6
p1 Cal 7-500ng	7	✓	500.0	514.3	102.9
p1 Cal 8-1000ng	8	✓	1000.0	974.3	97.4

# AM #28 Multi-Drug Quant. Calibration Curve Report

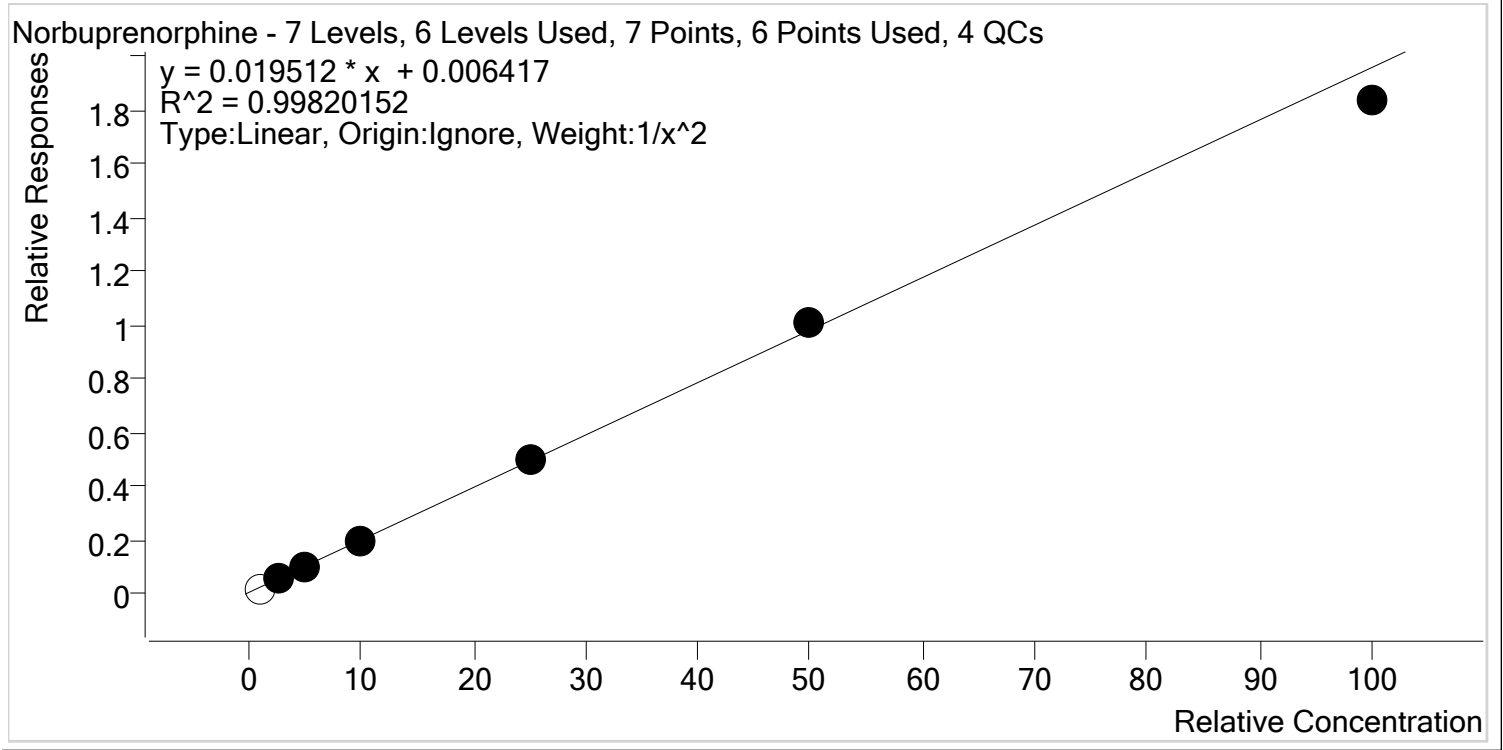
**Batch results** D:\MassHunter\Data\2020\AM 27-28\041420 AM 27 28 SP\QuantResults\AM 28.batch.bin  
**Last Cal. Update** 4/15/2020 9:37 AM  
**Analyst Name** ISP\Datastor  
**Analyte** Morphine **Internal Standard** Morphine-D6



Sample	Level	Enabled	Expected Concentration	Final Concentration	Accuracy
p1 Cal 1-5ng	1	✓	5.0	5.0	99.3
p1 Cal 2- 10ng	2	✓	10.0	10.0	100.0
p1 Cal 3 -25ng	3	✓	25.0	25.1	100.5
p1 Cal 4-50ng	4	✓	50.0	53.1	106.2
p1 Cal 5-100ng	5	✓	100.0	100.6	100.6
p1 Cal 6-250ng	6	✓	250.0	255.4	102.2
p1 Cal 7-500ng	7	✓	500.0	463.0	92.6
p1 Cal 8-1000ng	8	✓	1000.0	987.2	98.7

# AM #28 Multi-Drug Quant. Calibration Curve Report

**Batch results** D:\MassHunter\Data\2020\AM 27-28\041420 AM 27 28 SP\QuantResults\AM 28.batch.bin  
**Last Cal. Update** 4/15/2020 9:37 AM  
**Analyst Name** ISP\Datastor  
**Analyte** Norbuprenorphine **Internal Standard** Norbuprenorphine-D3



Sample	Level	Enabled	Expected Concentration	Final Concentration	Accuracy
p1 Cal 2- 10ng	2	x	1.0	0.7	71.6
p1 Cal 3 -25ng	3	✓	2.5	2.5	98.6
p1 Cal 4-50ng	4	✓	5.0	5.1	101.7
p1 Cal 5-100ng	5	✓	10.0	10.1	101.2
p1 Cal 6-250ng	6	✓	25.0	25.6	102.3
p1 Cal 7-500ng	7	✓	50.0	51.2	102.5
p1 Cal 8-1000ng	8	✓	100.0	93.7	93.7

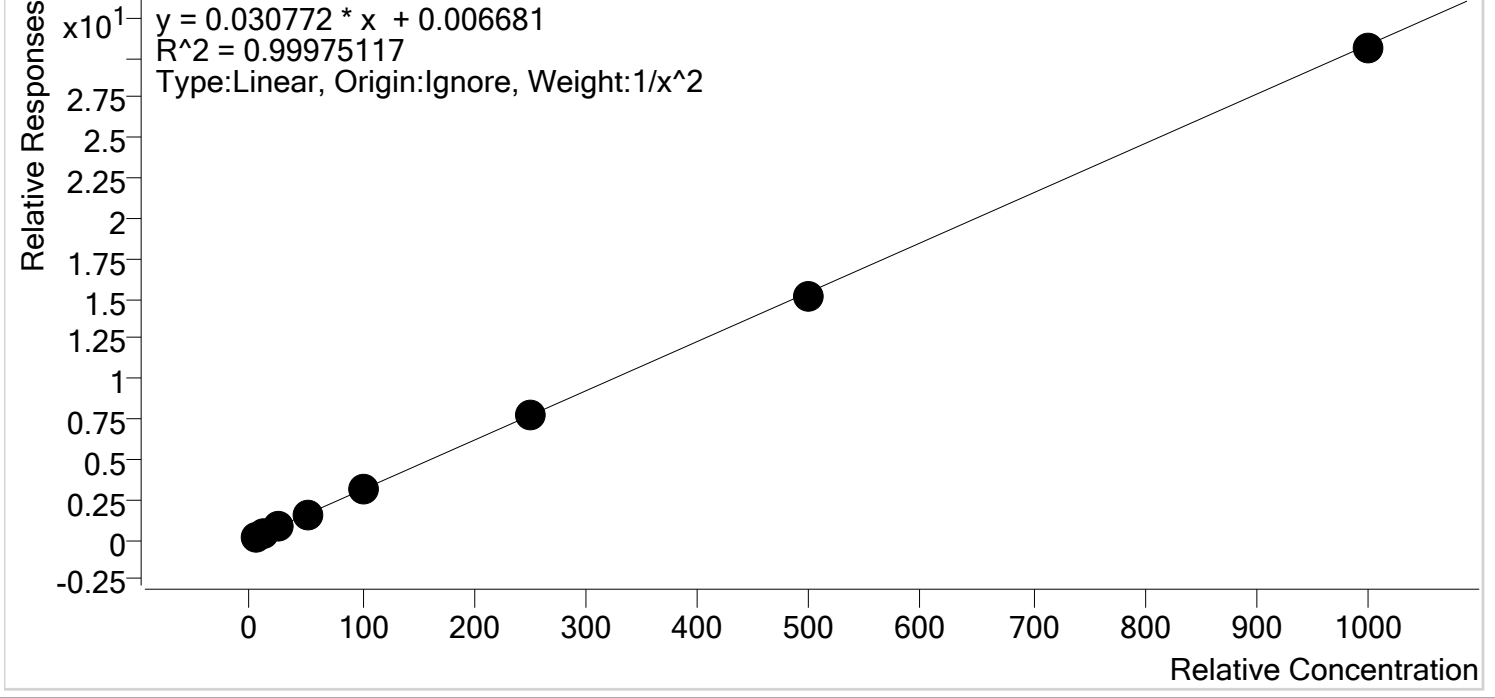
TS \$



# AM #28 Multi-Drug Quant. Calibration Curve Report

**Batch results** D:\MassHunter\Data\2020\AM 27-28\041420 AM 27 28 SP\QuantResults\AM 28.batch.bin  
**Last Cal. Update** 4/15/2020 9:37 AM  
**Analyst Name** ISP\Datastor  
**Analyte** Nordiazepam **Internal Standard** Nordiazepam-D5

Nordiazepam - 8 Levels, 8 Levels Used, 8 Points, 8 Points Used, 4 QCs



Sample	Level	Enabled	Expected Concentration	Final Concentration	Accuracy
p1 Cal 1-5ng	1	✓	5.0	5.0	99.1
p1 Cal 2- 10ng	2	✓	10.0	10.2	102.0
p1 Cal 3 -25ng	3	✓	25.0	24.6	98.5
p1 Cal 4-50ng	4	✓	50.0	50.7	101.4
p1 Cal 5-100ng	5	✓	100.0	99.7	99.7
p1 Cal 6-250ng	6	✓	250.0	253.1	101.2
p1 Cal 7-500ng	7	✓	500.0	493.3	98.7
p1 Cal 8-1000ng	8	✓	1000.0	992.4	99.2

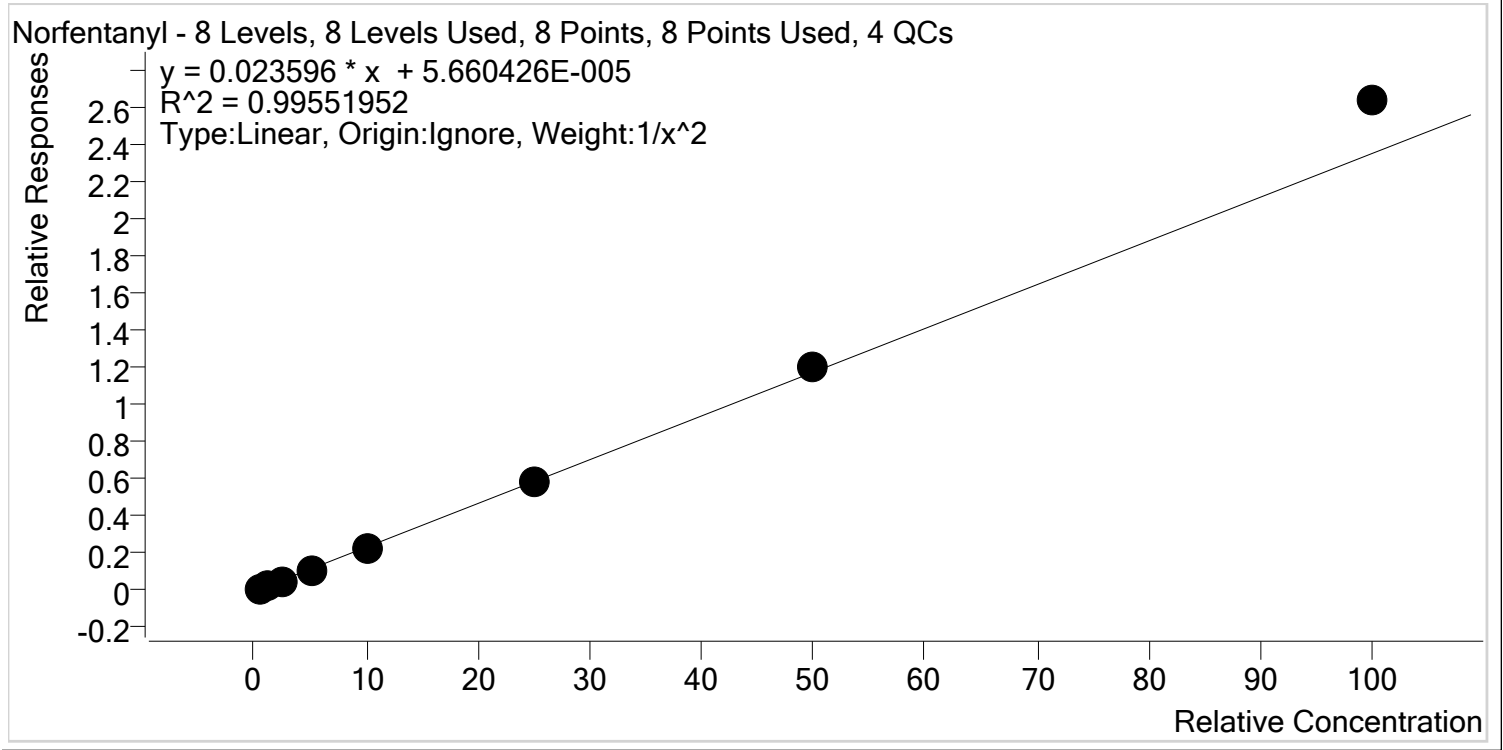


TS \$



# AM #28 Multi-Drug Quant. Calibration Curve Report

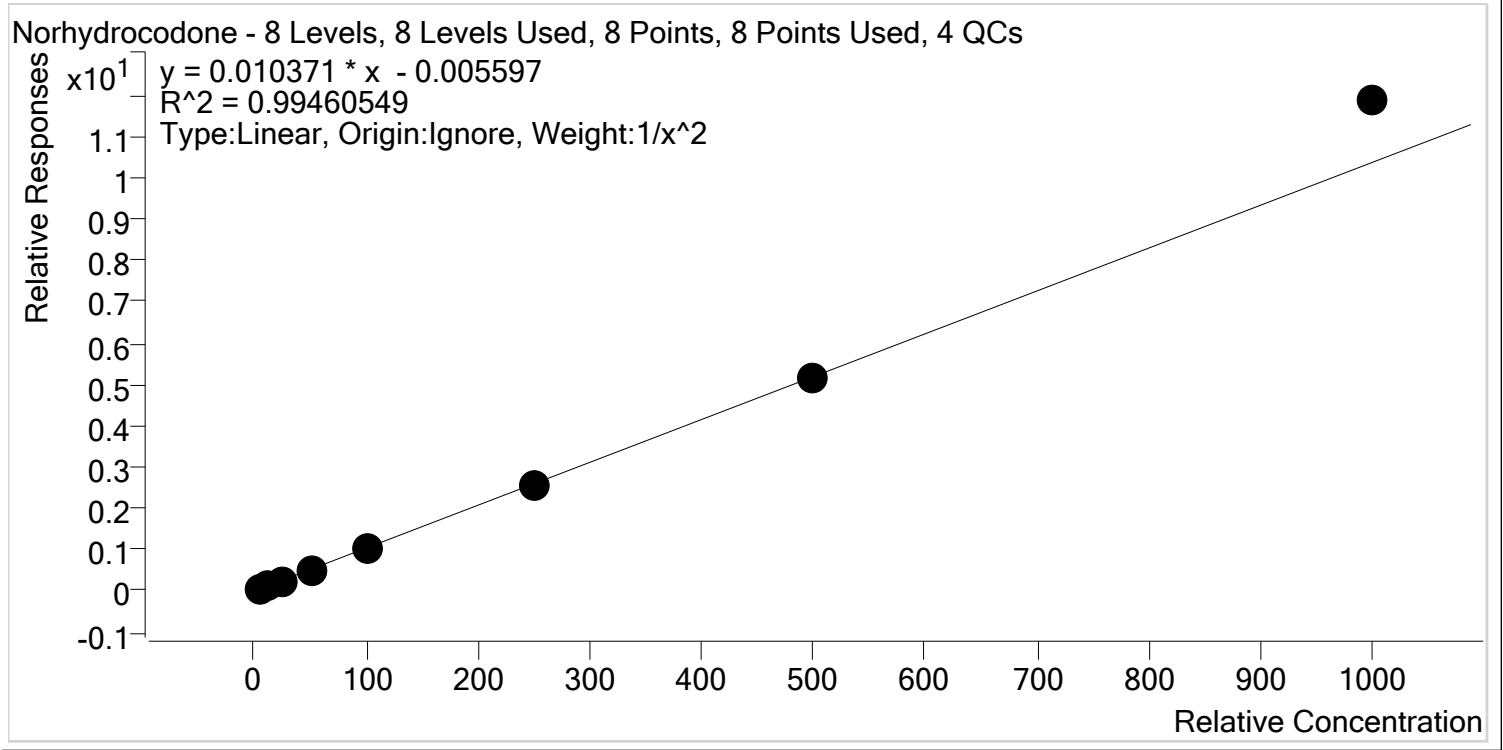
**Batch results** D:\MassHunter\Data\2020\AM 27-28\041420 AM 27 28 SP\QuantResults\AM 28.batch.bin  
**Last Cal. Update** 4/15/2020 9:37 AM  
**Analyst Name** ISP\Datastor  
**Analyte** Norfentanyl **Internal Standard** Norfentanyl-D5



Sample	Level	Enabled	Expected Concentration	Final Concentration	Accuracy
p1 Cal 1-5ng	1	✓	0.5	0.5	103.2
p1 Cal 2- 10ng	2	✓	1.0	1.0	96.7
p1 Cal 3 -25ng	3	✓	2.5	2.4	94.8
p1 Cal 4-50ng	4	✓	5.0	4.8	96.6
p1 Cal 5-100ng	5	✓	10.0	9.5	95.3
p1 Cal 6-250ng	6	✓	25.0	24.7	98.7
p1 Cal 7-500ng	7	✓	50.0	51.3	102.6
p1 Cal 8-1000ng	8	✓	100.0	112.1	112.1

# AM #28 Multi-Drug Quant. Calibration Curve Report

**Batch results** D:\MassHunter\Data\2020\AM 27-28\041420 AM 27 28 SP\QuantResults\AM 28.batch.bin  
**Last Cal. Update** 4/15/2020 9:37 AM  
**Analyst Name** ISP\Datastor  
**Analyte** Norhydrocodone **Internal Standard** Norhydrocodone-D3



Sample	Level	Enabled	Expected Concentration	Final Concentration	Accuracy
p1 Cal 1-5ng	1	✓	5.0	5.1	102.7
p1 Cal 2- 10ng	2	✓	10.0	9.8	97.7
p1 Cal 3 -25ng	3	✓	25.0	24.0	95.9
p1 Cal 4-50ng	4	✓	50.0	47.2	94.4
p1 Cal 5-100ng	5	✓	100.0	95.9	95.9
p1 Cal 6-250ng	6	✓	250.0	249.7	99.9
p1 Cal 7-500ng	7	✓	500.0	495.3	99.1
p1 Cal 8-1000ng	8	✓	1000.0	1144.4	114.4

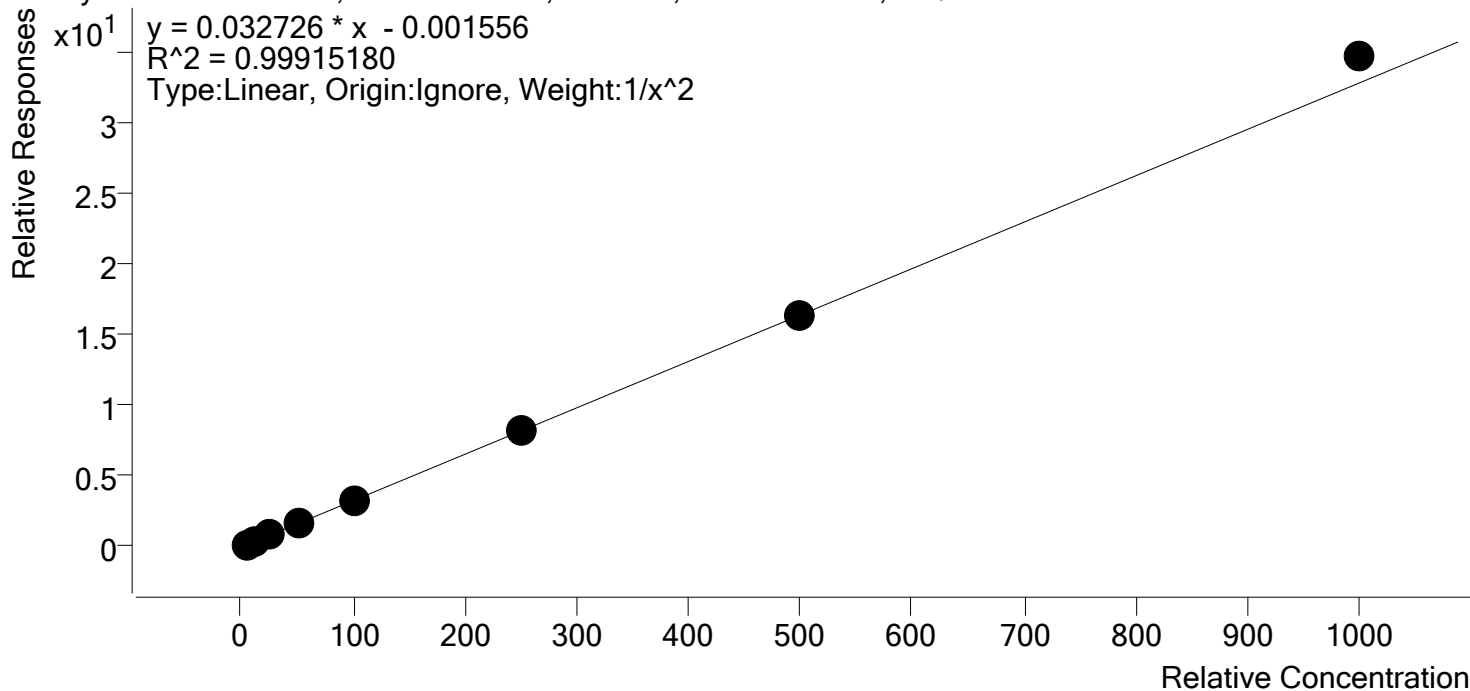
TS \$



# AM #28 Multi-Drug Quant. Calibration Curve Report

**Batch results** D:\MassHunter\Data\2020\AM 27-28\041420 AM 27 28 SP\QuantResults\AM 28.batch.bin  
**Last Cal. Update** 4/15/2020 9:37 AM  
**Analyst Name** ISP\Datastor  
**Analyte** Noroxycodone **Internal Standard** Noroxycodone-D3

Noroxycodone - 8 Levels, 8 Levels Used, 8 Points, 8 Points Used, 4 QCs



Sample	Level	Enabled	Expected Concentration	Final Concentration	Accuracy
p1 Cal 1-5ng	1	✓	5.0	5.0	100.4
p1 Cal 2- 10ng	2	✓	10.0	10.0	100.1
p1 Cal 3 -25ng	3	✓	25.0	24.6	98.3
p1 Cal 4-50ng	4	✓	50.0	49.8	99.6
p1 Cal 5-100ng	5	✓	100.0	97.1	97.1
p1 Cal 6-250ng	6	✓	250.0	248.7	99.5
p1 Cal 7-500ng	7	✓	500.0	496.1	99.2
p1 Cal 8-1000ng	8	✓	1000.0	1056.9	105.7

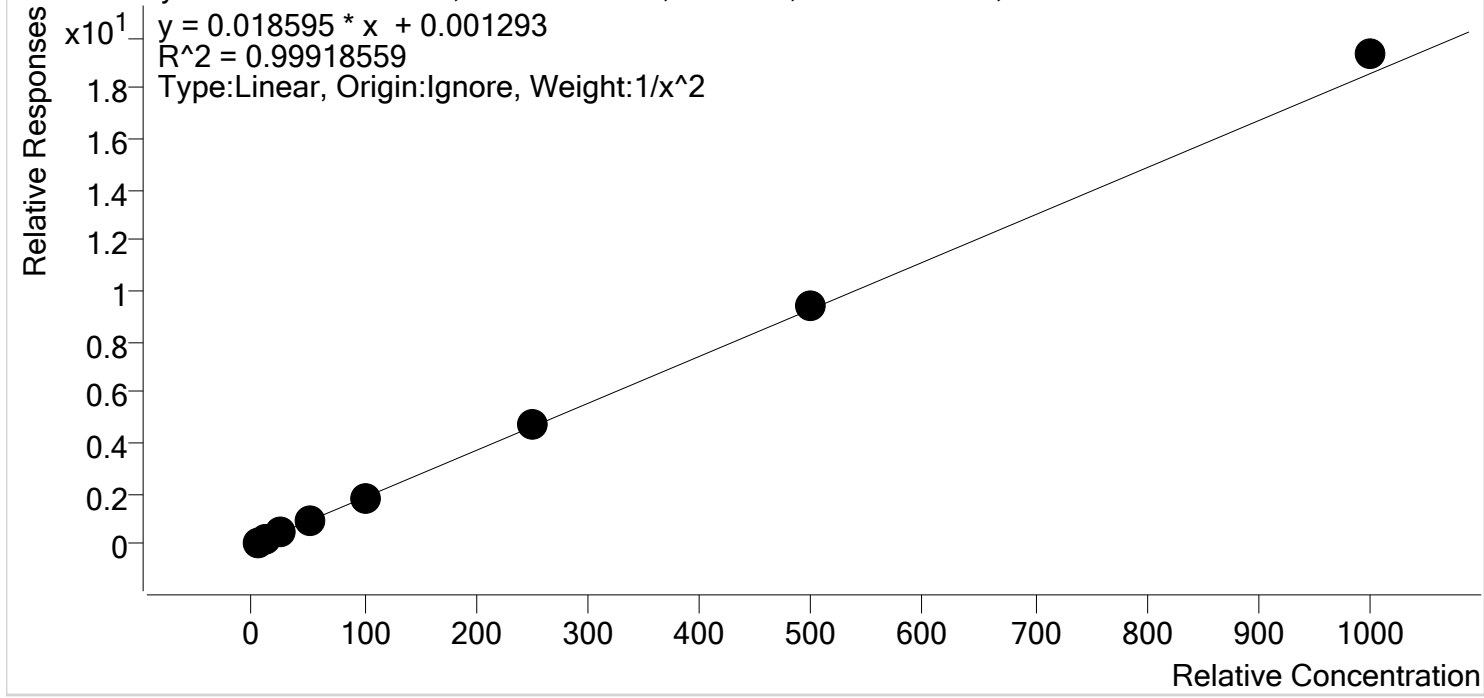
TS \$



# AM #28 Multi-Drug Quant. Calibration Curve Report

**Batch results** D:\MassHunter\Data\2020\AM 27-28\041420 AM 27 28 SP\QuantResults\AM 28.batch.bin  
**Last Cal. Update** 4/15/2020 9:37 AM  
**Analyst Name** ISP\Datastor  
**Analyte** O-desmethyl-tramadol **Internal Standard** O-desmethyl-tramadol-D6

O-desmethyl-tramadol - 8 Levels, 8 Levels Used, 8 Points, 8 Points Used, 4 QCs



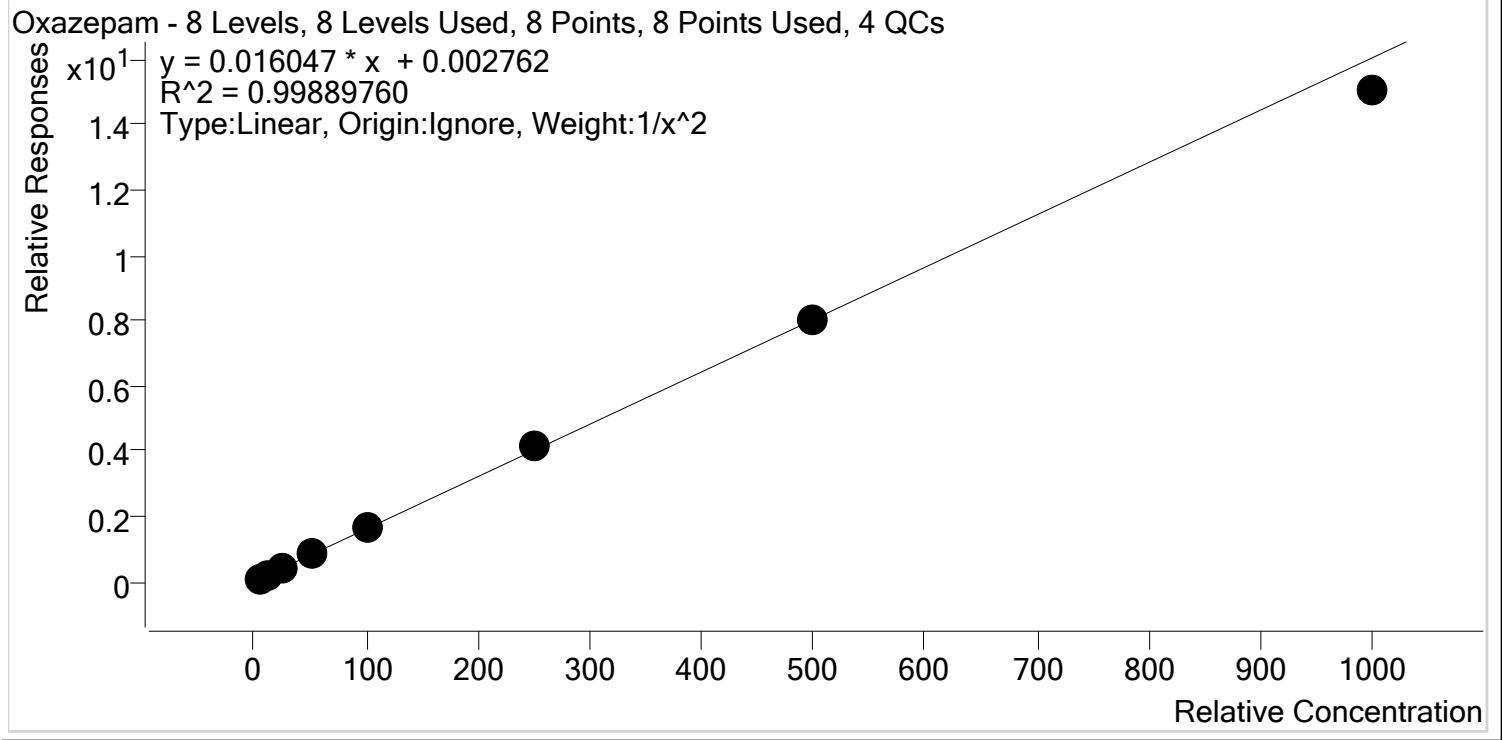
Sample	Level	Enabled	Expected Concentration	Final Concentration	Accuracy
p1 Cal 1-5ng	1	✓	5.0	5.1	101.5
p1 Cal 2- 10ng	2	✓	10.0	9.9	98.6
p1 Cal 3 -25ng	3	✓	25.0	24.2	96.7
p1 Cal 4-50ng	4	✓	50.0	49.8	99.5
p1 Cal 5-100ng	5	✓	100.0	97.2	97.2
p1 Cal 6-250ng	6	✓	250.0	253.1	101.2
p1 Cal 7-500ng	7	✓	500.0	505.7	101.1
p1 Cal 8-1000ng	8	✓	1000.0	1041.1	104.1

TS \$



# AM #28 Multi-Drug Quant. Calibration Curve Report

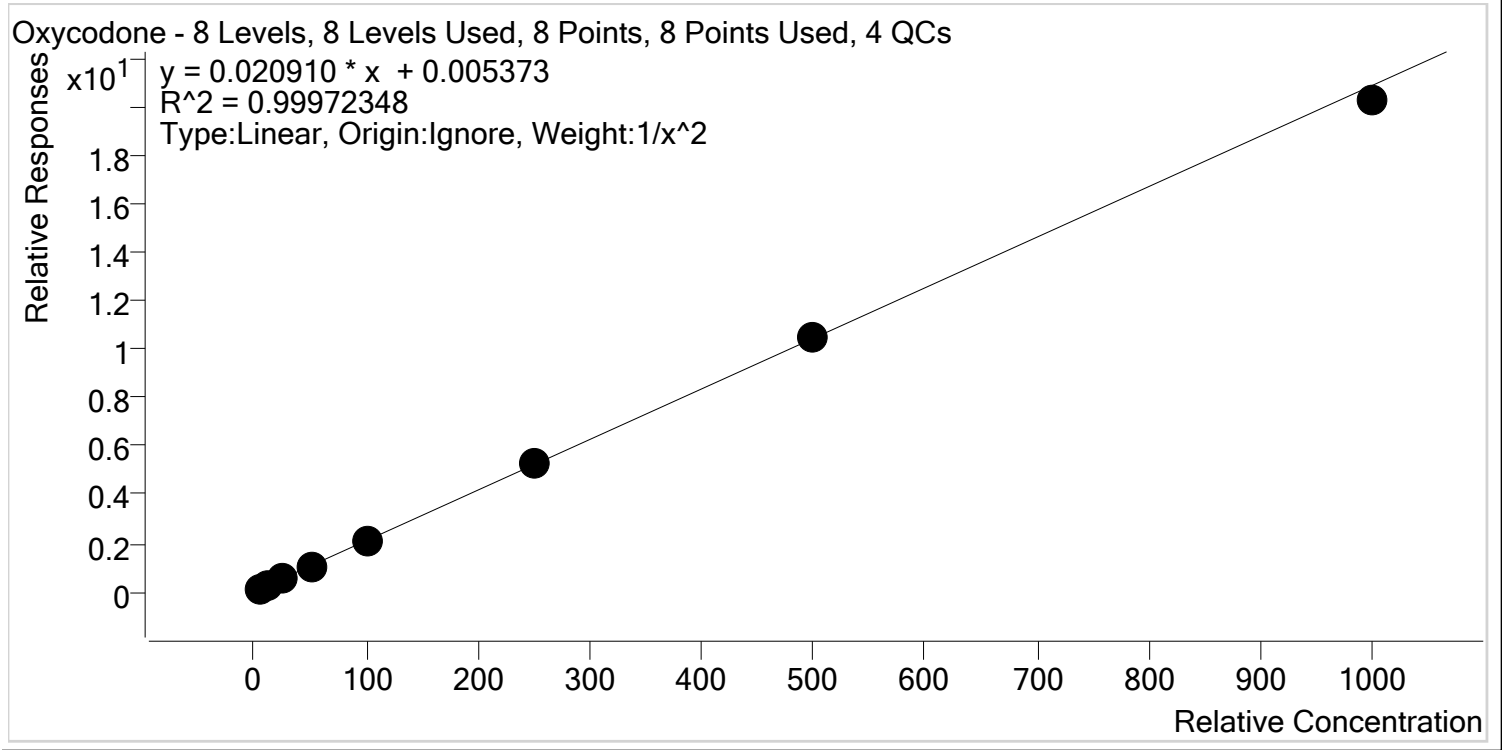
**Batch results** D:\MassHunter\Data\2020\AM 27-28\041420 AM 27 28 SP\QuantResults\AM 28.batch.bin  
**Last Cal. Update** 4/15/2020 9:37 AM  
**Analyst Name** ISP\Datastor  
**Analyte** Oxazepam **Internal Standard** Oxazepam-D5



Sample	Level	Enabled	Expected Concentration	Final Concentration	Accuracy
p1 Cal 1-5ng	1	✓	5.0	5.0	100.0
p1 Cal 2- 10ng	2	✓	10.0	9.9	99.1
p1 Cal 3 -25ng	3	✓	25.0	25.0	100.1
p1 Cal 4-50ng	4	✓	50.0	51.7	103.4
p1 Cal 5-100ng	5	✓	100.0	100.7	100.7
p1 Cal 6-250ng	6	✓	250.0	256.2	102.5
p1 Cal 7-500ng	7	✓	500.0	502.3	100.5
p1 Cal 8-1000ng	8	✓	1000.0	937.4	93.7

# AM #28 Multi-Drug Quant. Calibration Curve Report

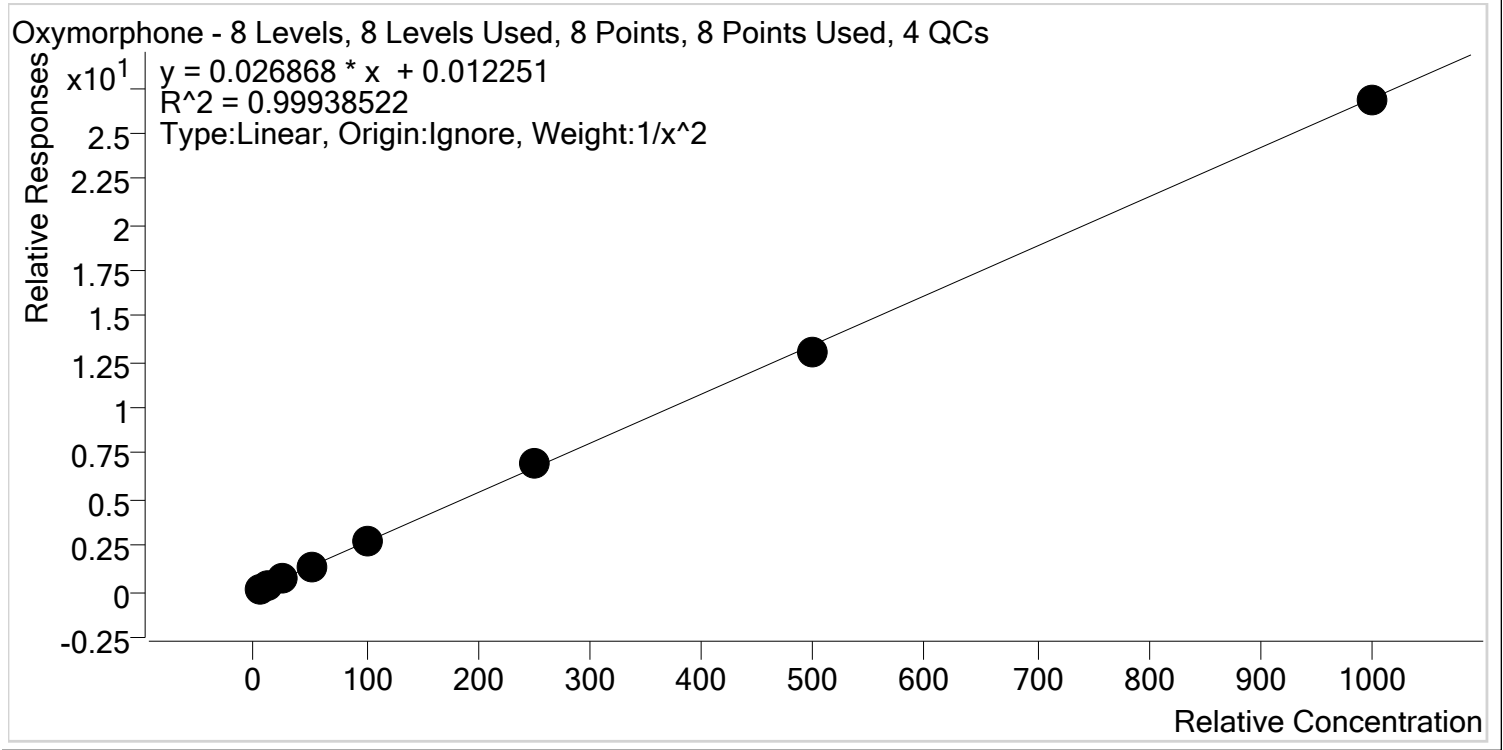
**Batch results** D:\MassHunter\Data\2020\AM 27-28\041420 AM 27 28 SP\QuantResults\AM 28.batch.bin  
**Last Cal. Update** 4/15/2020 9:37 AM  
**Analyst Name** ISP\Datastor  
**Analyte** Oxycodone **Internal Standard** Oxycodone-D6



Sample	Level	Enabled	Expected Concentration	Final Concentration	Accuracy
p1 Cal 1-5ng	1	✓	5.0	5.0	99.9
p1 Cal 2- 10ng	2	✓	10.0	9.9	99.5
p1 Cal 3 -25ng	3	✓	25.0	25.1	100.4
p1 Cal 4-50ng	4	✓	50.0	51.1	102.2
p1 Cal 5-100ng	5	✓	100.0	100.6	100.6
p1 Cal 6-250ng	6	✓	250.0	251.0	100.4
p1 Cal 7-500ng	7	✓	500.0	500.0	100.0
p1 Cal 8-1000ng	8	✓	1000.0	970.2	97.0

# AM #28 Multi-Drug Quant. Calibration Curve Report

**Batch results** D:\MassHunter\Data\2020\AM 27-28\041420 AM 27 28 SP\QuantResults\AM 28.batch.bin  
**Last Cal. Update** 4/15/2020 9:37 AM  
**Analyst Name** ISP\Datastor  
**Analyte** Oxymorphone **Internal Standard** Oxymorphone-D3



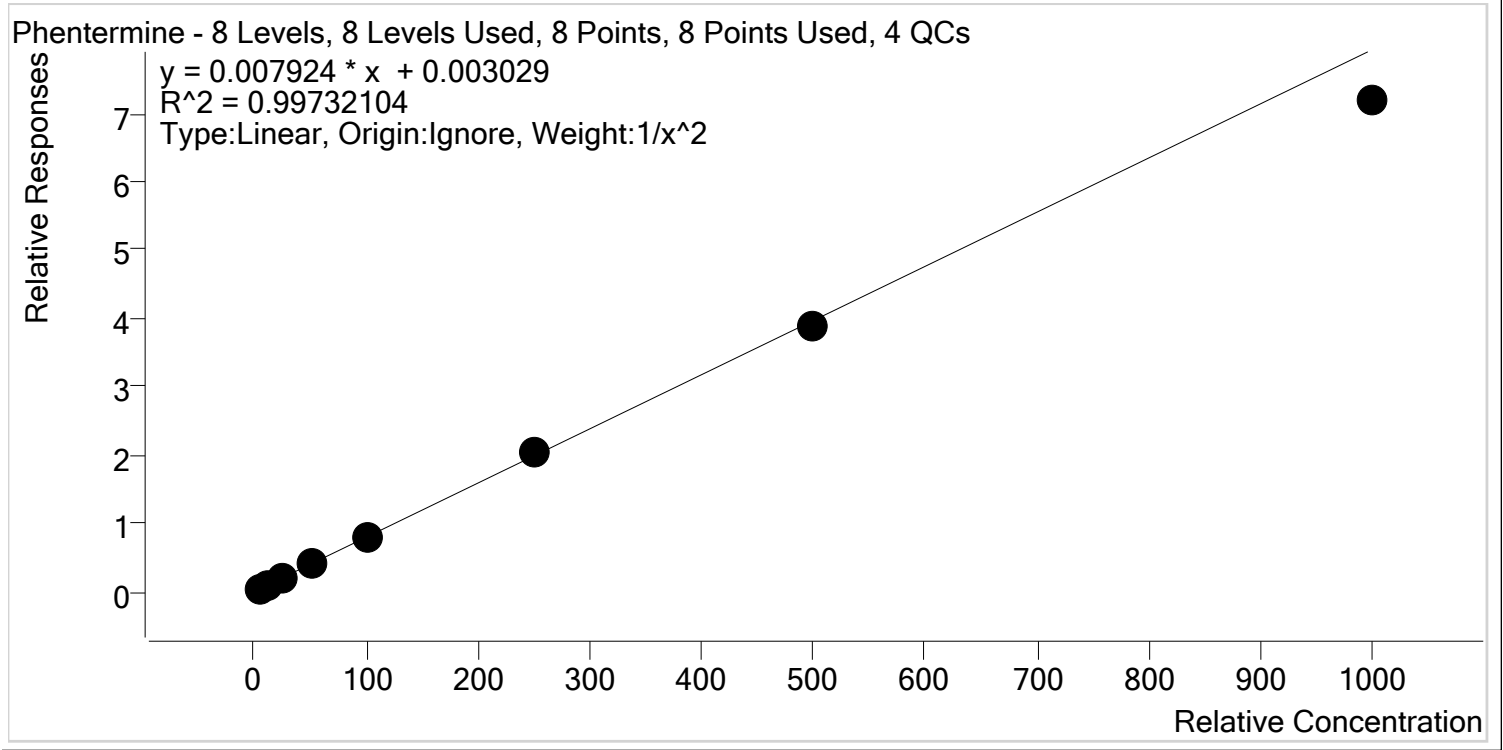
Sample	Level	Enabled	Expected Concentration	Final Concentration	Accuracy
p1 Cal 1-5ng	1	✓	5.0	5.0	100.5
p1 Cal 2- 10ng	2	✓	10.0	9.8	97.9
p1 Cal 3 -25ng	3	✓	25.0	25.7	102.7
p1 Cal 4-50ng	4	✓	50.0	49.8	99.7
p1 Cal 5-100ng	5	✓	100.0	100.4	100.4
p1 Cal 6-250ng	6	✓	250.0	256.9	102.8
p1 Cal 7-500ng	7	✓	500.0	482.6	96.5
p1 Cal 8-1000ng	8	✓	1000.0	995.6	99.6

TS \$



# AM #28 Multi-Drug Quant. Calibration Curve Report

**Batch results** D:\MassHunter\Data\2020\AM 27-28\041420 AM 27 28 SP\QuantResults\AM 28.batch.bin  
**Last Cal. Update** 4/15/2020 9:37 AM  
**Analyst Name** ISP\Datastor  
**Analyte** Phentermine **Internal Standard** Phentermine-D5



Sample	Level	Enabled	Expected Concentration	Final Concentration	Accuracy
p1 Cal 1-5ng	1	✓	5.0	4.9	97.8
p1 Cal 2- 10ng	2	✓	10.0	10.2	102.1
p1 Cal 3 -25ng	3	✓	25.0	25.7	102.6
p1 Cal 4-50ng	4	✓	50.0	52.6	105.2
p1 Cal 5-100ng	5	✓	100.0	102.1	102.1
p1 Cal 6-250ng	6	✓	250.0	253.9	101.6
p1 Cal 7-500ng	7	✓	500.0	490.0	98.0
p1 Cal 8-1000ng	8	✓	1000.0	906.1	90.6

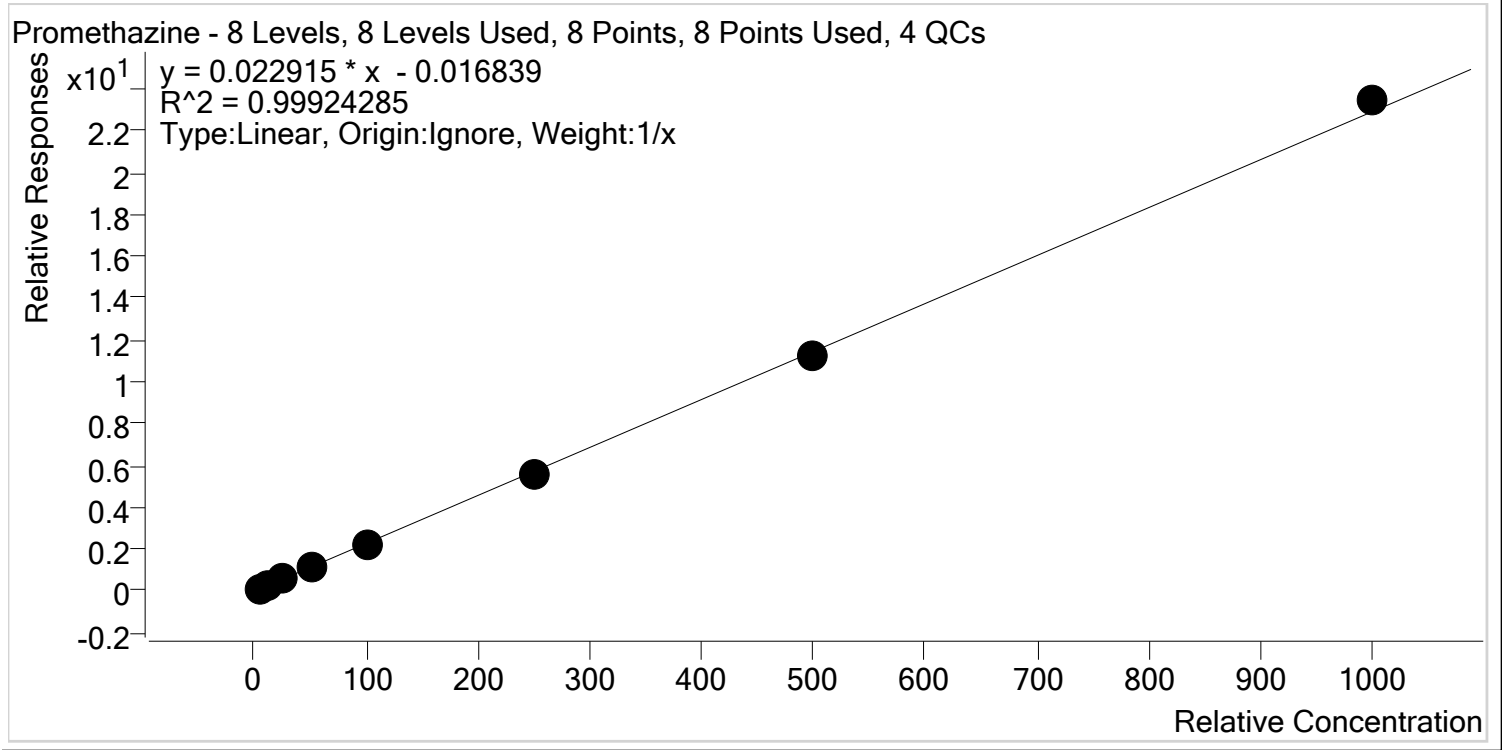


TS \$



# AM #28 Multi-Drug Quant. Calibration Curve Report

**Batch results** D:\MassHunter\Data\2020\AM 27-28\041420 AM 27 28 SP\QuantResults\AM 28.batch.bin  
**Last Cal. Update** 4/15/2020 9:37 AM  
**Analyst Name** ISP\Datastor  
**Analyte** Promethazine **Internal Standard** Promethazine-D3



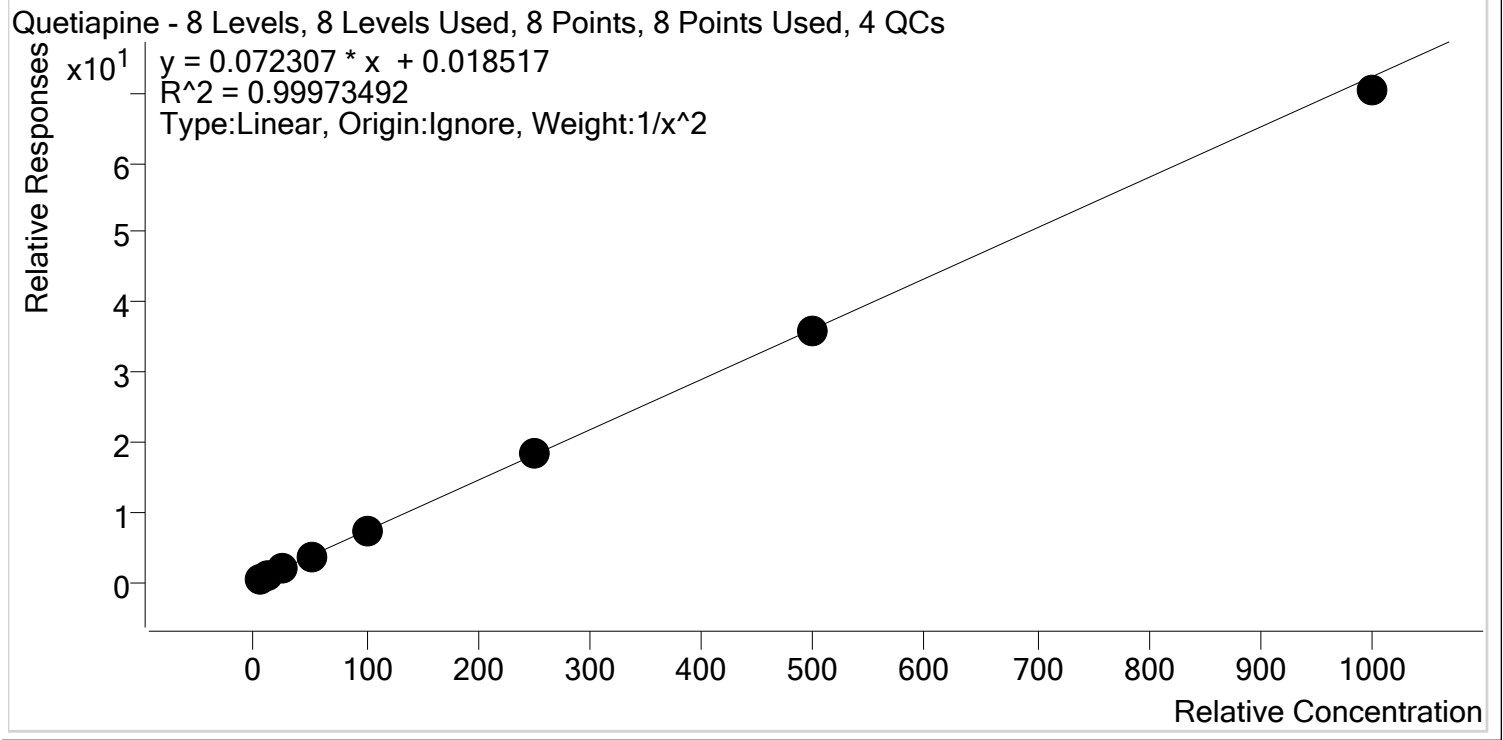
Sample	Level	Enabled	Expected Concentration	Final Concentration	Accuracy
p1 Cal 1-5ng	1	✓	5.0	5.5	109.8
p1 Cal 2- 10ng	2	✓	10.0	10.3	103.0
p1 Cal 3 -25ng	3	✓	25.0	24.0	96.1
p1 Cal 4-50ng	4	✓	50.0	49.4	98.8
p1 Cal 5-100ng	5	✓	100.0	94.3	94.3
p1 Cal 6-250ng	6	✓	250.0	244.5	97.8
p1 Cal 7-500ng	7	✓	500.0	488.6	97.7
p1 Cal 8-1000ng	8	✓	1000.0	1023.2	102.3

TS \$



# AM #28 Multi-Drug Quant. Calibration Curve Report

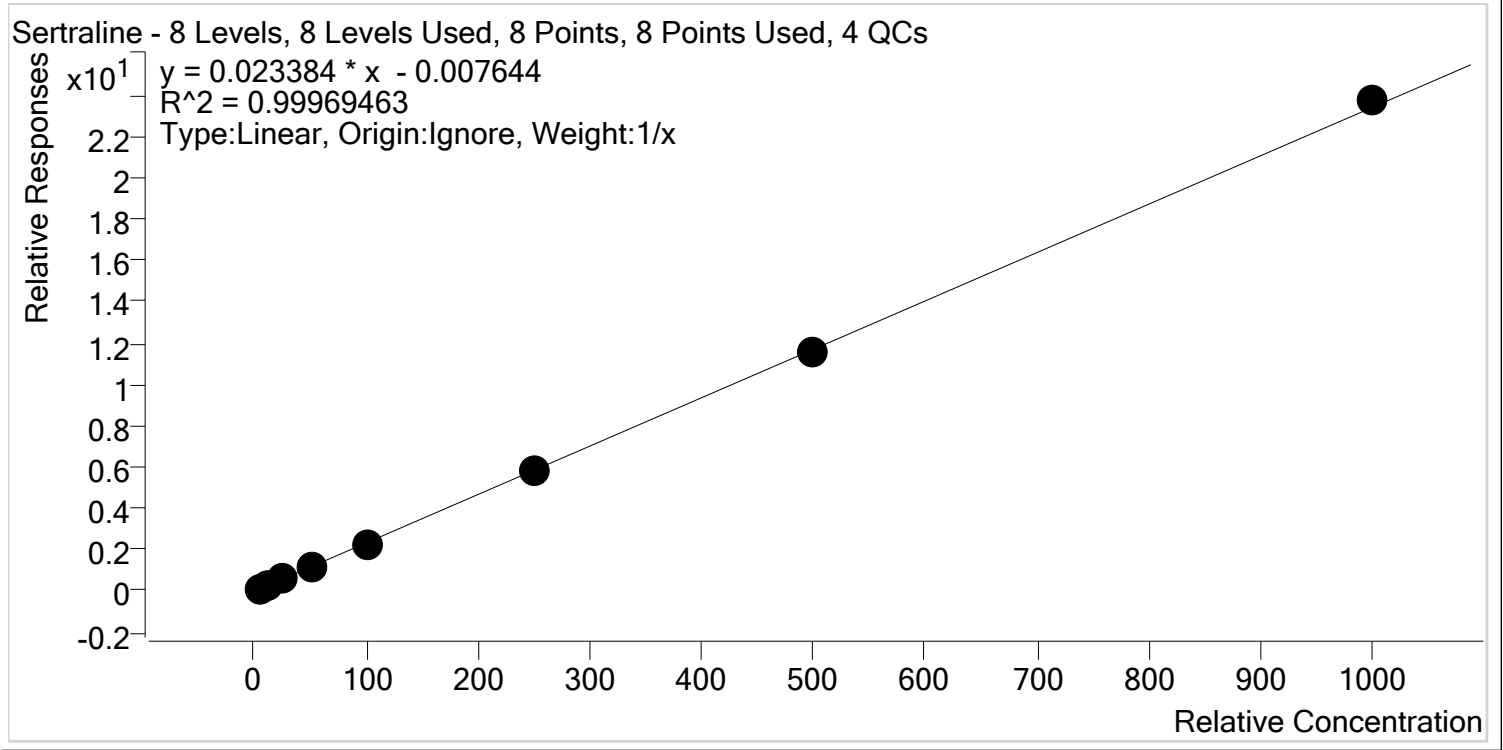
**Batch results** D:\MassHunter\Data\2020\AM 27-28\041420 AM 27 28 SP\QuantResults\AM 28.batch.bin  
**Last Cal. Update** 4/15/2020 9:37 AM  
**Analyst Name** ISP\Datastor  
**Analyte** Quetiapine **Internal Standard** Quetiapine-D8



Sample	Level	Enabled	Expected Concentration	Final Concentration	Accuracy
p1 Cal 1-5ng	1	✓	5.0	5.0	99.6
p1 Cal 2- 10ng	2	✓	10.0	10.0	99.9
p1 Cal 3 -25ng	3	✓	25.0	25.3	101.0
p1 Cal 4-50ng	4	✓	50.0	51.1	102.3
p1 Cal 5-100ng	5	✓	100.0	100.0	100.0
p1 Cal 6-250ng	6	✓	250.0	250.3	100.1
p1 Cal 7-500ng	7	✓	500.0	499.4	99.9
p1 Cal 8-1000ng	8	✓	1000.0	972.3	97.2

# AM #28 Multi-Drug Quant. Calibration Curve Report

**Batch results** D:\MassHunter\Data\2020\AM 27-28\041420 AM 27 28 SP\QuantResults\AM 28.batch.bin  
**Last Cal. Update** 4/15/2020 9:37 AM  
**Analyst Name** ISP\Datastor  
**Analyte** Sertraline **Internal Standard** Sertraline-D3



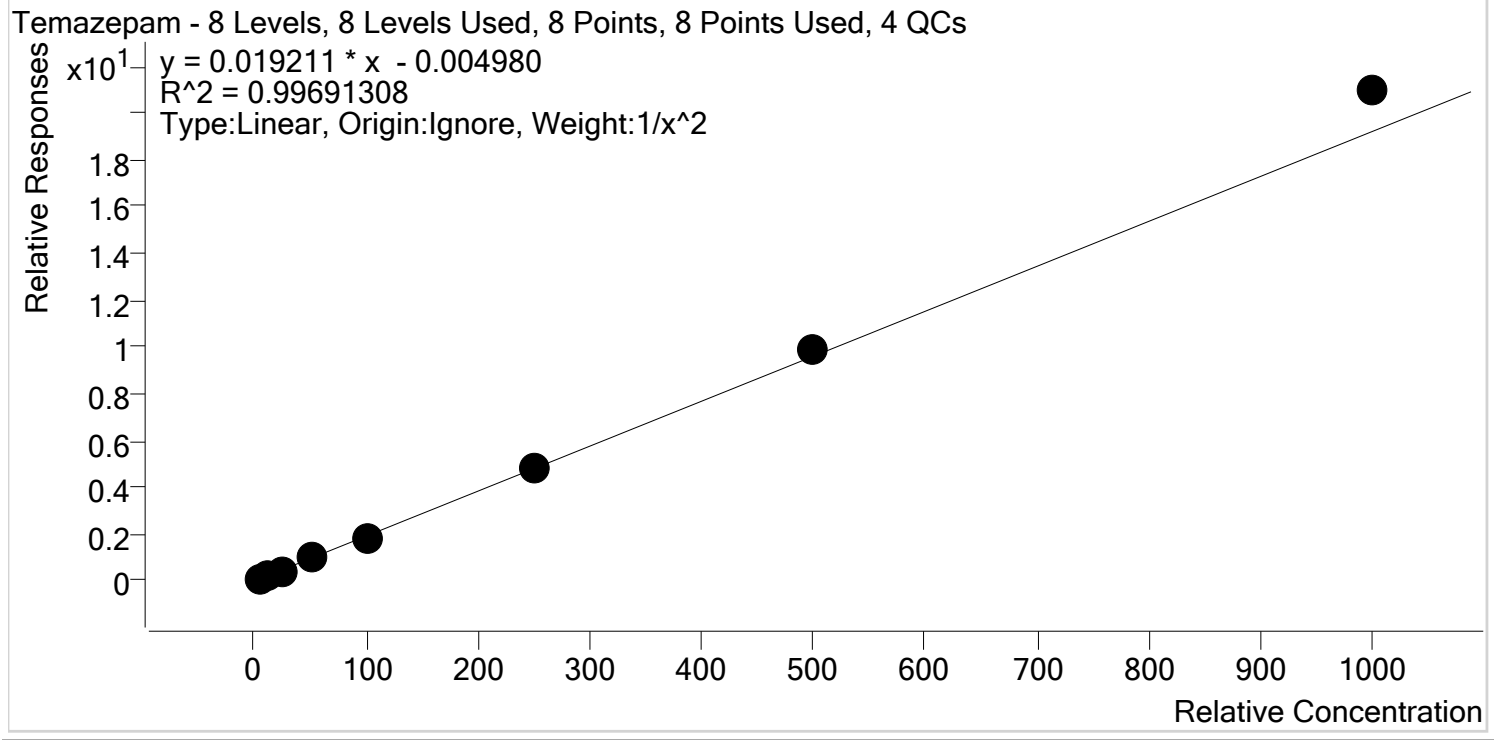
Sample	Level	Enabled	Expected Concentration	Final Concentration	Accuracy
p1 Cal 1-5ng	1	✓	5.0	5.3	106.0
p1 Cal 2- 10ng	2	✓	10.0	10.1	101.1
p1 Cal 3 -25ng	3	✓	25.0	24.4	97.5
p1 Cal 4-50ng	4	✓	50.0	50.0	100.1
p1 Cal 5-100ng	5	✓	100.0	96.2	96.2
p1 Cal 6-250ng	6	✓	250.0	248.4	99.4
p1 Cal 7-500ng	7	✓	500.0	491.3	98.3
p1 Cal 8-1000ng	8	✓	1000.0	1014.2	101.4

TS \$



# AM #28 Multi-Drug Quant. Calibration Curve Report

**Batch results** D:\MassHunter\Data\2020\AM 27-28\041420 AM 27 28 SP\QuantResults\AM 28.batch.bin  
**Last Cal. Update** 4/15/2020 9:37 AM  
**Analyst Name** ISP\Datastor  
**Analyte** Temazepam **Internal Standard** Temazepam-D5



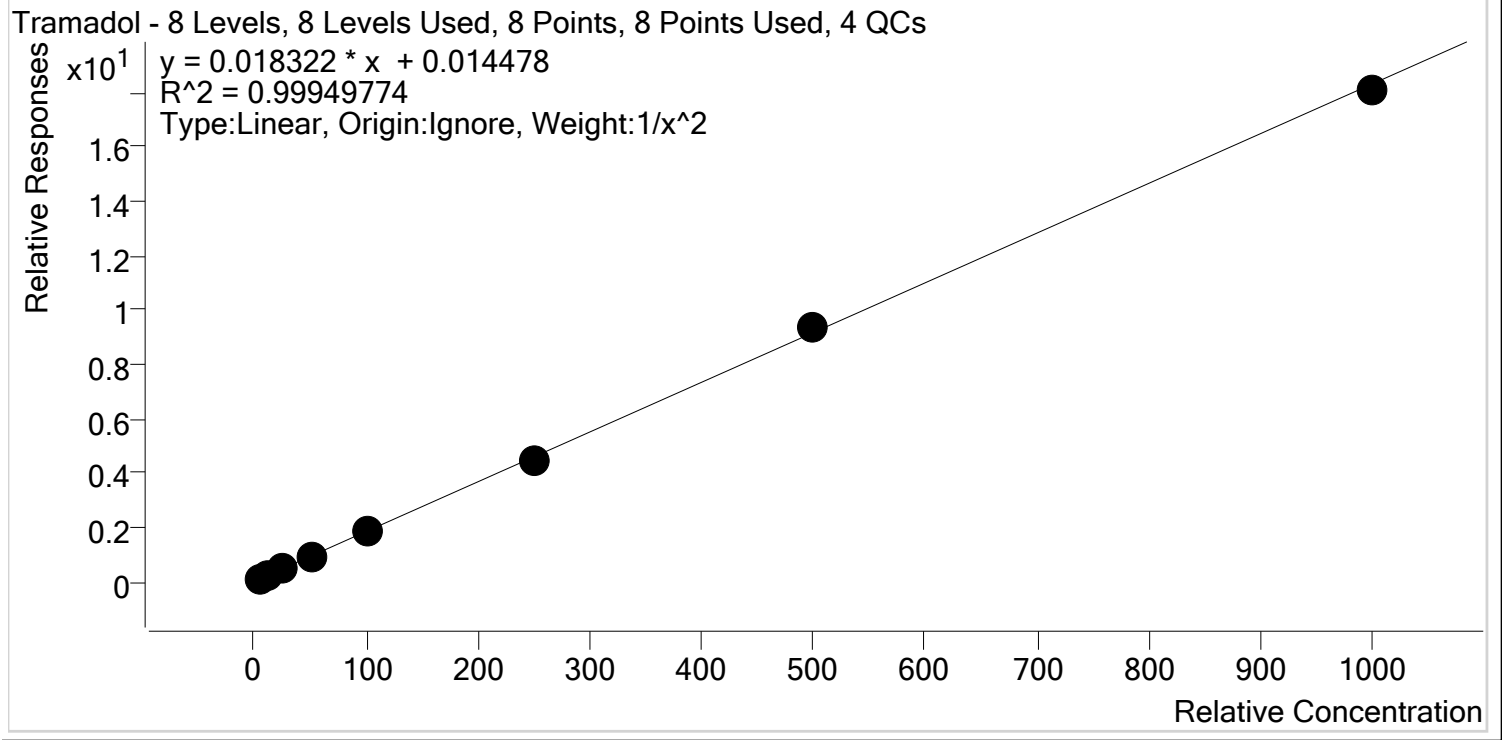
Sample	Level	Enabled	Expected Concentration	Final Concentration	Accuracy
p1 Cal 1-5ng	1	✓	5.0	5.2	103.2
p1 Cal 2- 10ng	2	✓	10.0	9.7	96.5
p1 Cal 3 -25ng	3	✓	25.0	23.4	93.5
p1 Cal 4-50ng	4	✓	50.0	49.3	98.7
p1 Cal 5-100ng	5	✓	100.0	97.3	97.3
p1 Cal 6-250ng	6	✓	250.0	248.1	99.3
p1 Cal 7-500ng	7	✓	500.0	512.1	102.4
p1 Cal 8-1000ng	8	✓	1000.0	1091.1	109.1

TS \$



# AM #28 Multi-Drug Quant. Calibration Curve Report

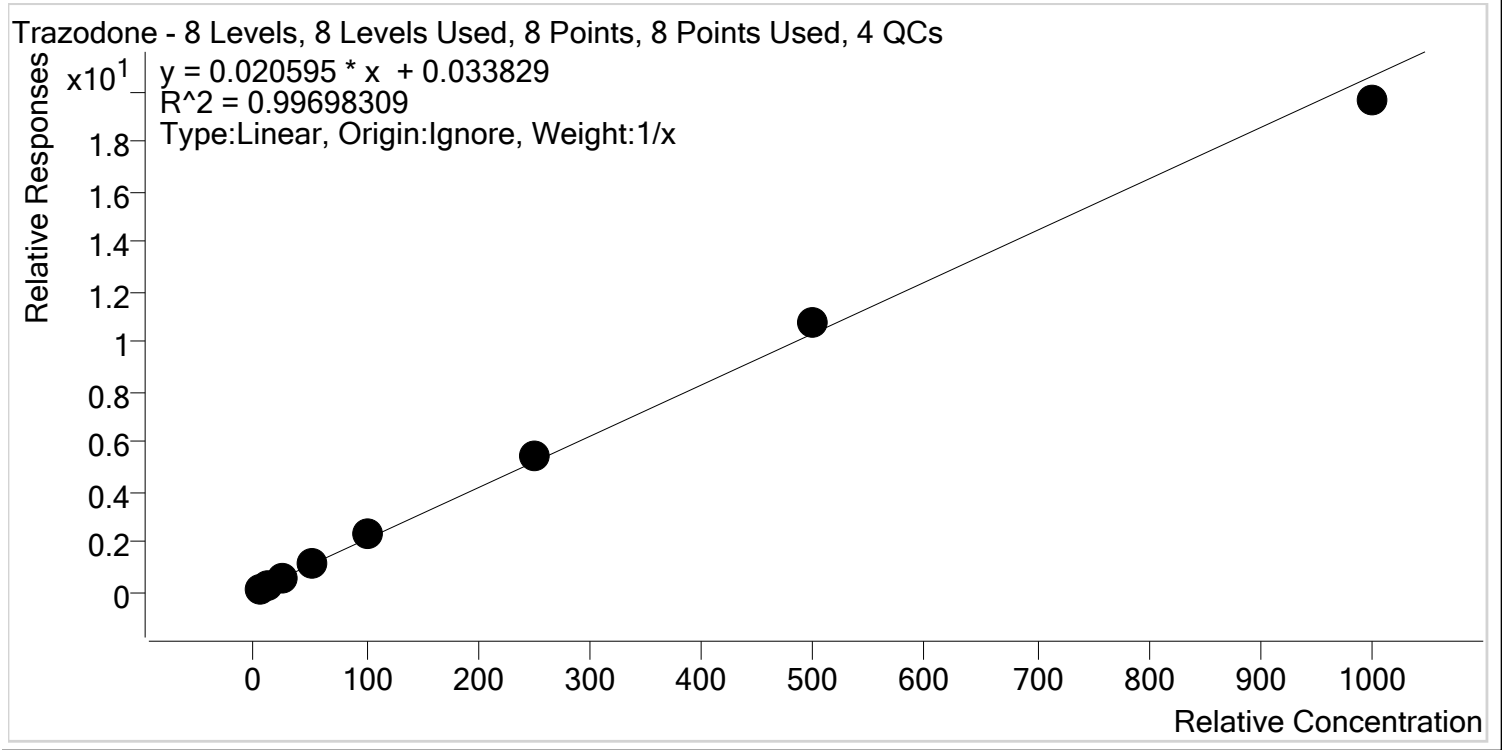
**Batch results** D:\MassHunter\Data\2020\AM 27-28\041420 AM 27 28 SP\QuantResults\AM 28.batch.bin  
**Last Cal. Update** 4/15/2020 9:37 AM  
**Analyst Name** ISP\Datastor  
**Analyte** Tramadol **Internal Standard** Tramadol-13C-D3



Sample	Level	Enabled	Expected Concentration	Final Concentration	Accuracy
p1 Cal 1-5ng	1	✓	5.0	5.0	100.0
p1 Cal 2- 10ng	2	✓	10.0	9.9	98.9
p1 Cal 3 -25ng	3	✓	25.0	25.4	101.6
p1 Cal 4-50ng	4	✓	50.0	51.6	103.1
p1 Cal 5-100ng	5	✓	100.0	99.3	99.3
p1 Cal 6-250ng	6	✓	250.0	242.6	97.0
p1 Cal 7-500ng	7	✓	500.0	507.0	101.4
p1 Cal 8-1000ng	8	✓	1000.0	986.7	98.7

# AM #28 Multi-Drug Quant. Calibration Curve Report

**Batch results** D:\MassHunter\Data\2020\AM 27-28\041420 AM 27 28 SP\QuantResults\AM 28.batch.bin  
**Last Cal. Update** 4/15/2020 9:37 AM  
**Analyst Name** ISP\Datastor  
**Analyte** Trazodone **Internal Standard** Trazodone-D6



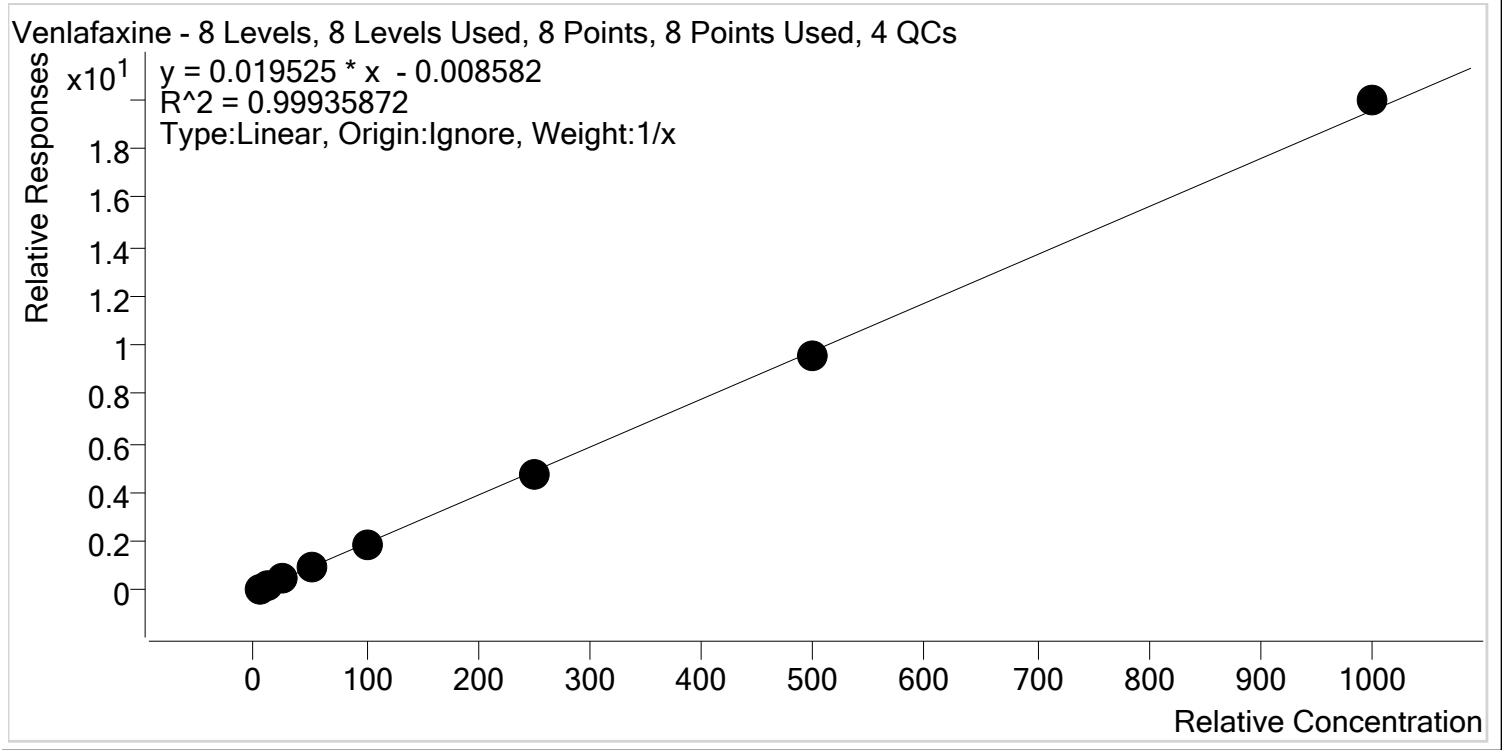
Sample	Level	Enabled	Expected Concentration	Final Concentration	Accuracy
p1 Cal 1-5ng	1	✓	5.0	4.0	79.1
p1 Cal 2- 10ng	2	✓	10.0	9.4	94.2
p1 Cal 3 -25ng	3	✓	25.0	26.0	104.1
p1 Cal 4-50ng	4	✓	50.0	54.9	109.7
p1 Cal 5-100ng	5	✓	100.0	107.4	107.4
p1 Cal 6-250ng	6	✓	250.0	265.7	106.3
p1 Cal 7-500ng	7	✓	500.0	520.1	104.0
p1 Cal 8-1000ng	8	✓	1000.0	952.5	95.3

TS \$



# AM #28 Multi-Drug Quant. Calibration Curve Report

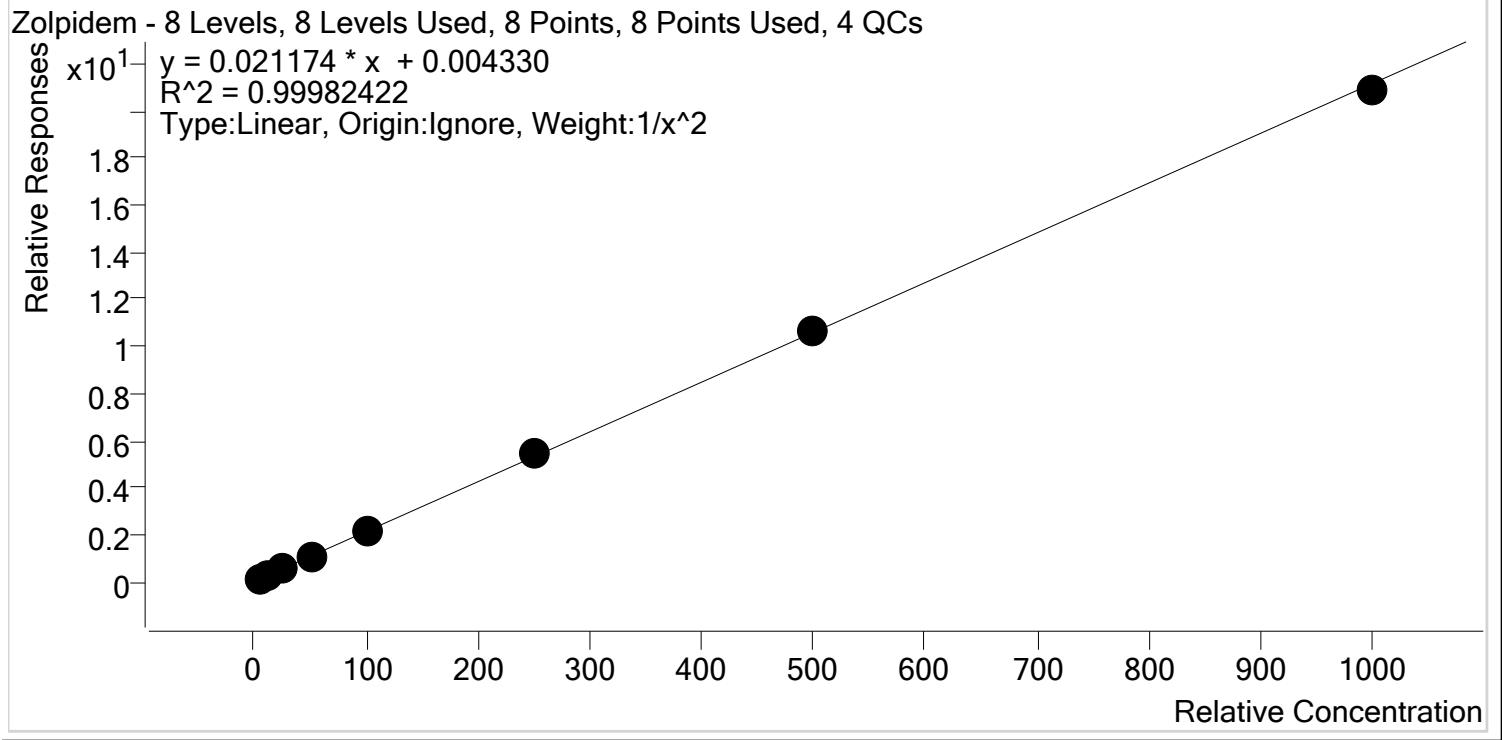
**Batch results** D:\MassHunter\Data\2020\AM 27-28\041420 AM 27 28 SP\QuantResults\AM 28.batch.bin  
**Last Cal. Update** 4/15/2020 9:37 AM  
**Analyst Name** ISP\Datastor  
**Analyte** Venlafaxine **Internal Standard** Venlafaxine-D6



Sample	Level	Enabled	Expected Concentration	Final Concentration	Accuracy
p1 Cal 1-5ng	1	✓	5.0	5.6	111.4
p1 Cal 2- 10ng	2	✓	10.0	10.1	100.5
p1 Cal 3 -25ng	3	✓	25.0	24.1	96.3
p1 Cal 4-50ng	4	✓	50.0	49.4	98.9
p1 Cal 5-100ng	5	✓	100.0	95.8	95.8
p1 Cal 6-250ng	6	✓	250.0	241.0	96.4
p1 Cal 7-500ng	7	✓	500.0	493.2	98.6
p1 Cal 8-1000ng	8	✓	1000.0	1020.9	102.1

# AM #28 Multi-Drug Quant. Calibration Curve Report

**Batch results** D:\MassHunter\Data\2020\AM 27-28\041420 AM 27 28 SP\QuantResults\AM 28.batch.bin  
**Last Cal. Update** 4/15/2020 9:37 AM  
**Analyst Name** ISP\Datastor  
**Analyte** Zolpidem **Internal Standard** Zolpidem-D6



Sample	Level	Enabled	Expected Concentration	Final Concentration	Accuracy
p1 Cal 1-5ng	1	✓	5.0	5.0	100.9
p1 Cal 2- 10ng	2	✓	10.0	9.8	98.3
p1 Cal 3 -25ng	3	✓	25.0	24.9	99.6
p1 Cal 4-50ng	4	✓	50.0	50.1	100.2
p1 Cal 5-100ng	5	✓	100.0	99.8	99.8
p1 Cal 6-250ng	6	✓	250.0	253.8	101.5
p1 Cal 7-500ng	7	✓	500.0	505.6	101.1
p1 Cal 8-1000ng	8	✓	1000.0	986.0	98.6



# AM #28 Multi-Drug Quant. Results

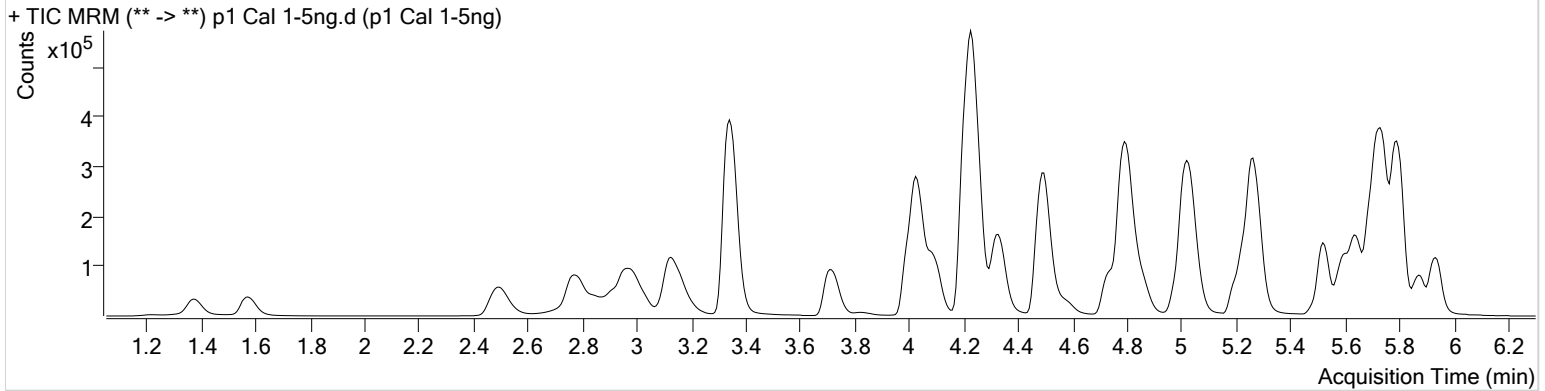
TS \$



**Batch results** D:\MassHunter\Data\2020\AM 27-28\041420 AM 27 28 SP\QuantResults\AM 28.batch.bin  
**Calibration Last Update** 4/15/2020 9:37:50 AM

<b>Instrument</b>	Falco	<b>Data File</b>	p1 Cal 1-5ng.d
<b>Type</b>	Cal	<b>Sample</b>	p1 Cal 1-5ng
<b>Acq. Method</b>	MDQ P1 01112020.m	<b>Operator</b>	Sarah Pickle
<b>Sample Position</b>	P5-H12	<b>Comment</b>	
<b>Injection Volume</b>	2		
<b>Acq. Date-Time</b>	4/14/2020 3:51:57 PM		

**Sample Chromatogram**



Name	RT	Resp.	S/N	Ratio	S/N	ISTD Resp.	Final Conc.
6-MAM	3.103	1176	2380.49	65.9	100.69	48570	0.5189 ng/ml
7-aminoclonazepam	4.231	28422	209.07	81.1	1105.76	225953	4.8795 ng/ml
a-hydroxyalprazolam	5.673	11697	147.57	62.6	∞	51667	5.0485 ng/ml
alpha-PVP	4.337	53177	5923.15	51.2	686.71	457713	5.5018 ng/ml
Alprazolam	5.756	44133	298.57	103.8	372.67	225348	5.4294 ng/ml
Amphetamine	3.007	77781	874.75	53.1	760.22	175097	4.8679 ng/ml
Benzoylcegonine	3.853	2643	491.01	7.7	251.08	17529	5.2268 ng/ml
Buprenorphine	5.658	1045	16.01	12.7 <b>Low</b>	5.04 <b>Low</b>	66733	0.5782 ng/ml
Bupropion	4.752	39593	7998.92	59.3	174.32	275736	4.8426 ng/ml
Carisoprodol	5.705	39132	1744.39	55.8	101.56	373739	4.9518 ng/ml
Citalopram	5.209	24339	3977.48	40.4	78549.55	203833	5.1326 ng/ml
Clonazepam	5.593	56073	928.42	34.7	1203.60	128423	4.9725 ng/ml
Cocaine	4.243	58369	77538.86	45.4	2566.93	886371	5.4541 ng/ml
Codeine	2.543	6980	491.66	101.2	13258.49	60955	4.9564 ng/ml
Cyclobenzaprine	5.617	15577	123.19	10.3	94.75	122158	5.0317 ng/ml
Dextromethorphan	5.252	13322	226.34	81.2	∞	111153	5.3048 ng/ml
Dextrorphan	4.100	11663	3247.06	209.8	1023.50	292181	5.1181 ng/ml
Diazepam	5.941	30529	366.62	89.2	842.51	279287	4.9861 ng/ml
Dihydrocodeine	2.521	16953	2095.01	67.6	390.06	184534	4.9529 ng/ml
Diphenhydramine	5.272	54139	3978.35	33.1	∞	729386	5.3868 ng/ml
Doxylamine	4.508	108884	14612.47	97.9	∞	912890	5.1144 ng/ml
EDDP	5.244	25714	410.48	43.1	∞	268066	5.0683 ng/ml
Fentanyl	5.059	1721	83.19	61.6	1626.47	183563	0.5116 ng/ml
Fluoxetine	5.702	18490	1219.69	9.1	∞	148144	4.8904 ng/ml
Hydrocodone	2.991	20109	209.94	43.7	56.13	272308	4.8343 ng/ml
Hydromorphone	1.581	17068	153.71	76.7	205.81	125792	4.9871 ng/ml
Ketamine	4.019	53516	314.60	37.0	103.68	468053	4.9514 ng/ml
Lamotrigine	4.248	5499	235.21	78.4	1485.52	468053	4.8372 ng/ml
Lorazepam	5.734	44585	248.18	56.3	125.33	128423	4.8041 ng/ml
Meprobamate	4.875	20558	217.70	26.4	184.72	211857	5.0971 ng/ml
Methadone	5.648	30933	346.71	58.2	75.86	286346	5.4700 ng/ml
Methamphetamine	3.188	44812	155.56	43.2	407.43	298865	4.9467 ng/ml
Metoprolol	4.306	8329	2227.61	96.5	339.57	1111734	5.0032 ng/ml

TS \$



# AM #28 Multi-Drug Quant. Results

Name	RT	Resp.	S/N	Ratio	S/N	ISTD Resp.	Final Conc.
Mirtazapine	4.582	46720	971.77	49.2	2095.16	457713	5.0327 ng/ml
Mitragynine	5.193	4911	329.62	42.9	1816.14	286346	5.0613 ng/ml
Morphine	1.220	2223	2319.21	25.1	317.25	4416	4.9654 ng/ml
Nordiazepam	5.881	28174	356.49	59.3	419.12	176964	4.9566 ng/ml
Norfentanyl	4.061	8136	186.84	37.2	39.76	664912	0.5162 ng/ml
Norhydrocodone	3.032	1999	43.32	43.3	46.43	41963	5.1330 ng/ml
Noroxycodone	2.876	19494	768.27	48.3	13.27	119740	5.0223 ng/ml
O-desmethyl-tramadol	3.348	124003	1252.16	6.0	249.82	1296162	5.0754 ng/ml
Oxazepam	5.738	50047	3365.39	71.3	180.99	602829	5.0014 ng/ml
Oxycodone	2.800	41307	514.24	32.1	∞	375989	4.9972 ng/ml
Oxymorphone	1.376	17402	184.75	49.4	102.83	118144	5.0262 ng/ml
Phentermine	3.745	14610	∞	3.2	13.66	349583	4.8923 ng/ml
Promethazine	5.527	35989	1840.13	31.5	313.81	330222	5.4910 ng/ml
Quetiapine	5.510	23776	1300.54	61.4	∞	62782	4.9814 ng/ml
Sertraline	5.764	9443	343.17	90.8	227.64	81169	5.3021 ng/ml
Temazepam	5.805	78107	250.79	29.1	149.00	829207	5.1623 ng/ml
Tramadol	4.219	117950	2412.26	3.1	51.97	1111734	5.0003 ng/ml
Trazodone	5.031	31422	2920.78	83.4	3635.39	272509	3.9561 ng/ml
Venlafaxine	5.020	75791	2857.76	35.4	361.23	756435	5.5712 ng/ml
Zolpidem	4.810	124554	2445.80	29.7	1665.05	1120862	5.0435 ng/ml

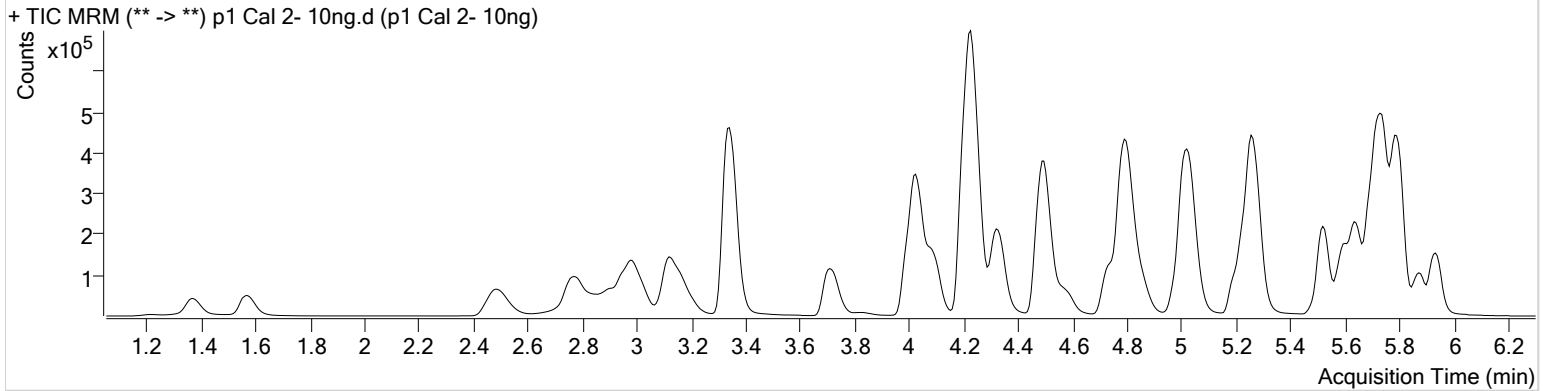
# AM #28 Multi-Drug Quant. Results



**Batch results** D:\MassHunter\Data\2020\AM 27-28\041420 AM 27 28 SP\QuantResults\AM 28.batch.bin  
**Calibration Last Update** 4/15/2020 9:37:50 AM

<b>Instrument</b>	Falco	<b>Data File</b>	p1 Cal 2- 10ng.d
<b>Type</b>	Cal	<b>Sample</b>	p1 Cal 2- 10ng
<b>Acq. Method</b>	MDQ P1 01112020.m	<b>Operator</b>	Sarah Pickle
<b>Sample Position</b>	P5-G12	<b>Comment</b>	
<b>Injection Volume</b>	2		
<b>Acq. Date-Time</b>	4/14/2020 4:02:43 PM		

## Sample Chromatogram



Name	RT	Resp.	S/N	Ratio	S/N	ISTD Resp.	Final Conc.
6-MAM	3.109	2240	646.83	73.3	816.07	53119	0.9334 ng/ml
7-aminoclonazepam	4.224	60715	∞	80.1	240.99	244134	10.2397 ng/ml
a-hydroxyalprazolam	5.673	23795	132.35	65.8	∞	57026	9.6224 ng/ml
alpha-PVP	4.330	115697	7649.44	51.7	606.86	522250	10.0450 ng/ml
Alprazolam	5.756	96815	1183.13	99.5	579.99	258088	9.9542 ng/ml
Amphetamine	2.994	181074	6114.51	53.3	1419.62	215298	10.1492 ng/ml
Benzoylcegonine	3.847	5003	387.00	8.9	80.27	19326	9.3469 ng/ml
Buprenorphine	5.665	2159	19.43	23.9 <b>High</b>	199.79	84846	0.9392 ng/ml
Bupropion	4.752	94283	2903.36	59.1	687.52	337913	9.7595 ng/ml
Carisoprodol	5.705	83362	3321.03	54.7	370.99	402623	10.1316 ng/ml
Citalopram	5.202	57746	1050.42	40.3	6177.15	253763	9.9980 ng/ml
Clonazepam	5.593	119018	5821.10	33.6	342.18	145438	9.8644 ng/ml
Cocaine	4.237	125870	5601.45	44.7	2815.18	989541	10.1563 ng/ml
Codeine	2.529	14824	354.63	100.0	168.78	65679	10.2028 ng/ml
Cyclobenzaprine	5.610	39905	∞	9.7	182.46	156843	9.9965 ng/ml
Dextromethorphan	5.245	32462	∞	76.4	435.02	147165	9.9560 ng/ml
Dextrorphan	4.093	26663	2056.24	210.3	11687.44	346422	9.9616 ng/ml
Diazepam	5.941	68197	2785.33	88.1	1345.95	315537	10.0444 ng/ml
Dihydrocodeine	2.508	36114	2302.06	69.1	8551.57	204956	9.9336 ng/ml
Diphenhydramine	5.272	130894	3395.93	32.9	1414.67	925718	10.0573 ng/ml
Doxylamine	4.500	245784	117726.03	96.6	12991.08	1047674	9.9843 ng/ml
EDDP	5.244	64872	931.81	43.0	345.11	356164	9.7334 ng/ml
Fentanyl	5.052	4211	∞	65.5	7076.64	230330	0.9786 ng/ml
Fluoxetine	5.702	46846	3005.09	9.0	∞	190363	10.0680 ng/ml
Hydrocodone	2.985	46038	209.88	40.8	77.58	302285	10.2934 ng/ml
Hydromorphone	1.574	36893	2678.07	77.6	173.29	137243	10.0891 ng/ml
Ketamine	4.013	116837	889.16	37.2	410.93	520427	10.1209 ng/ml
Lamotrigine	4.248	11421	∞	81.0	1442.33	520427	10.2244 ng/ml
Lorazepam	5.734	97374	∞	55.9	243.82	145438	10.0584 ng/ml
Meprobamate	4.868	43404	279.88	26.1	1260.71	230627	9.7870 ng/ml
Methadone	5.641	74409	592.80	55.8	2373.92	364468	10.0256 ng/ml
Methamphetamine	3.181	110721	931.82	40.7	375.09	412936	10.0443 ng/ml
Metoprolol	4.299	17709	2167.40	99.4	509.87	1232513	9.8679 ng/ml

TS S



# AM #28 Multi-Drug Quant. Results

Name	RT	Resp.	S/N	Ratio	S/N	ISTD Resp.	Final Conc.
Mirtazapine	4.576	113609	∞	48.8	4597.30	522250	10.1832 ng/ml
Mitragynine	5.187	12083	19474.26	35.4	8743.93	364468	9.7389 ng/ml
Morphine	1.220	4781	1805.29	26.3	249.65	4837	9.9964 ng/ml
Norbuprenorphine	4.963	229	33.70	109.3 <b>High</b>	27.70	11230	0.7157 ng/ml
Nordiazepam	5.881	62589	963.13	55.2	14290.10	195166	10.2044 ng/ml
Norfentanyl	4.061	18371	455.80	36.7	343.26	803532	0.9665 ng/ml
Norhydrocodone	3.039	4372	70.39	44.3	29.65	45652	9.7732 ng/ml
Noroxycodone	2.869	43153	500.45	50.5	741.56	132301	10.0141 ng/ml
O-desmethyl-tramadol	3.341	260417	1081.34	6.0	364.96	1410730	9.8578 ng/ml
Oxazepam	5.738	107595	∞	72.9	866.16	665027	9.9101 ng/ml
Oxycodone	2.787	87929	1384.27	32.2	1474.47	412060	9.9484 ng/ml
Oxymorphone	1.370	36682	∞	49.0	307.23	133307	9.7854 ng/ml
Phentermine	3.745	36019	569.21	2.7	124.88	429173	10.2095 ng/ml
Promethazine	5.527	93292	4253.87	30.4	211.93	425462	10.3040 ng/ml
Quetiapine	5.503	59298	5184.72	60.0	39335.98	80030	9.9912 ng/ml
Sertraline	5.770	24162	207.73	88.8	6427.94	105629	10.1090 ng/ml
Temazepam	5.805	166380	∞	29.3	412.58	921874	9.6537 ng/ml
Tramadol	4.219	241194	1210.88	3.4	∞	1232513	9.8904 ng/ml
Trazodone	5.031	79382	72658.16	80.0	3307.05	348499	9.4174 ng/ml
Venlafaxine	5.020	163929	2325.83	35.6	212.75	873269	10.0539 ng/ml
Zolpidem	4.810	267087	1373.47	30.4	1603.12	1256724	9.8325 ng/ml

# AM #28 Multi-Drug Quant. Results

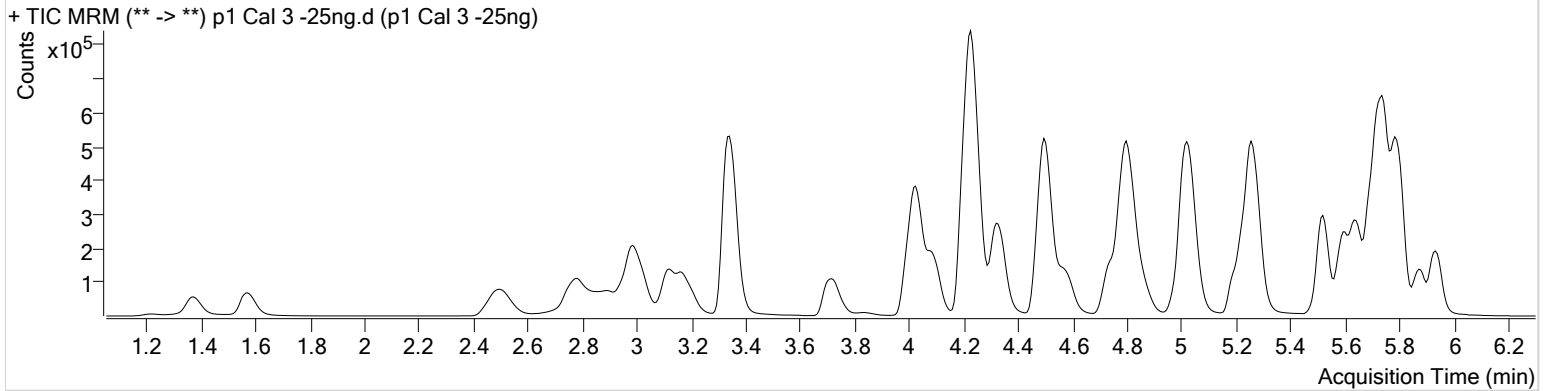
TS \$



**Batch results** D:\MassHunter\Data\2020\AM 27-28\041420 AM 27 28 SP\QuantResults\AM 28.batch.bin  
**Calibration Last Update** 4/15/2020 9:37:50 AM

<b>Instrument</b>	Falco	<b>Data File</b>	p1 Cal 3 -25ng.d
<b>Type</b>	Cal	<b>Sample</b>	p1 Cal 3 -25ng
<b>Acq. Method</b>	MDQ P1 01112020.m	<b>Operator</b>	Sarah Pickle
<b>Sample Position</b>	P5-F12	<b>Comment</b>	
<b>Injection Volume</b>	2		
<b>Acq. Date-Time</b>	4/14/2020 4:13:19 PM		
<b>Sample Info.</b>			

**Sample Chromatogram**



Name	RT	Resp.	S/N	Ratio	S/N	ISTD Resp.	Final Conc.
6-MAM	3.109	5292	∞	73.2	4701.15	48998	2.4531 ng/ml
7-aminoclonazepam	4.224	137239	7926.52	81.7	9437.71	227415	25.7122 ng/ml
a-hydroxyalprazolam	5.680	54802	496.31	63.5	1243.01	50961	25.3916 ng/ml
alpha-PVP	4.330	267696	12767.87	51.0	698.82	487430	24.1747 ng/ml
Alprazolam	5.756	213194	842.61	101.4	1484.10	224762	24.4261 ng/ml
Amphetamine	2.994	386713	3098.77	53.4	2381.78	188128	26.3135 ng/ml
Benzoylcegonine	3.840	11409	414.36	8.7	45.20	18083	23.5287 ng/ml
Buprenorphine	5.658	5564	∞	15.2	∞	79068	2.5952 ng/ml
Bupropion	4.752	207915	11155.32	59.1	4519.33	290576	25.6082 ng/ml
Carisoprodol	5.705	183132	1725.41	55.7	693.37	366946	24.9114 ng/ml
Citalopram	5.202	128969	653.65	40.5	1904.19	232803	24.6831 ng/ml
Clonazepam	5.593	266791	∞	33.7	∞	129306	25.8185 ng/ml
Cocaine	4.237	282668	39186.41	45.5	13244.82	916456	24.0477 ng/ml
Codeine	2.529	32581	4084.91	104.4	248.40	61712	24.4647 ng/ml
Cyclobenzaprine	5.610	91840	264.12	9.4	134.12	145572	24.7239 ng/ml
Dextromethorphan	5.245	72355	809.58	81.2	692.97	135917	24.3518 ng/ml
Dextrorphan	4.093	60316	752.79	208.5	2512.63	316763	24.7931 ng/ml
Diazepam	5.941	146586	6386.22	89.3	714.99	277902	24.7876 ng/ml
Dihydrocodeine	2.508	84375	404.69	66.8	436.56	190371	25.7032 ng/ml
Diphenhydramine	5.272	295227	416.21	33.1	148.82	856337	24.1967 ng/ml
Doxylamine	4.500	573099	19528.15	96.5	57934.63	987036	24.5962 ng/ml
EDDP	5.237	147956	3186.21	41.4	725.89	318530	25.0112 ng/ml
Fentanyl	5.052	9761	128.86	66.9	2522.80	218089	2.3661 ng/ml
Fluoxetine	5.702	97479	1622.02	8.7	∞	162091	25.2367 ng/ml
Hydrocodone	2.985	98385	∞	40.0	296.28	260705	25.9548 ng/ml
Hydromorphone	1.574	82423	1462.47	78.2	2350.37	126731	24.7113 ng/ml
Ketamine	4.013	259758	9918.42	38.0	669.86	476176	25.1844 ng/ml
Lamotrigine	4.241	25622	∞	80.0	2604.16	476176	27.0569 ng/ml
Lorazepam	5.728	207047	∞	56.1	∞	129306	25.2451 ng/ml
Meprobamate	4.868	97531	404.41	26.1	418.51	209819	24.0178 ng/ml
Methadone	5.648	172530	7933.01	56.6	697.44	341070	24.3223 ng/ml
Methamphetamine	3.181	229666	1329.61	42.1	436.15	370919	25.1854 ng/ml
Metoprolol	4.299	41131	2427.87	98.5	1528.00	1134303	25.3556 ng/ml

# AM #28 Multi-Drug Quant. Results



Name	RT	Resp.	S/N	Ratio	S/N	ISTD Resp.	Final Conc.
Mirtazapine	4.576	255151	4687.13	49.4	18641.54	487430	23.8296 ng/ml
Mitragynine	5.187	29295	63028.95	35.2	898.80	341070	25.1559 ng/ml
Morphine	1.220	11545	343.97	26.1	227.13	4720	25.1265 ng/ml
Norbuprenorphine	4.963	595	62.83	79.9	111.84	10916	2.4659 ng/ml
Nordiazepam	5.881	135100	1189.04	56.2	1688.76	176648	24.6362 ng/ml
Norfentanyl	4.053	42220	830.19	37.6	321.20	754297	2.3697 ng/ml
Norhydrocodone	3.032	9820	122.02	42.8	39.26	40421	23.9649 ng/ml
Noroxycodone	2.862	98808	938.92	50.0	1598.08	123116	24.5709 ng/ml
O-desmethyl-tramadol	3.341	594727	8468.81	6.0	1099.39	1319822	24.1636 ng/ml
Oxazepam	5.738	235943	4184.12	72.1	1181.58	583333	25.0331 ng/ml
Oxycodone	2.787	191794	2572.79	32.4	2175.20	361858	25.0916 ng/ml
Oxymorphone	1.370	83034	∞	49.3	287.80	118240	25.6809 ng/ml
Phentermine	3.745	80564	2147.12	2.8	48.61	390552	25.6513 ng/ml
Promethazine	5.527	212624	16435.72	31.7	2039.54	398339	24.0290 ng/ml
Quetiapine	5.510	133839	2075.32	60.8	3420.54	72549	25.2576 ng/ml
Sertraline	5.770	54579	845.00	88.6	1403.74	97051	24.3764 ng/ml
Temazepam	5.805	362491	4482.53	30.7	218.69	816275	23.3748 ng/ml
Tramadol	4.219	544308	9885.89	3.4	177.70	1134303	25.3997 ng/ml
Trazodone	5.031	184891	∞	80.6	1261.44	324615	26.0128 ng/ml
Venlafaxine	5.013	373519	11729.62	36.1	407.24	809770	24.0642 ng/ml
Zolpidem	4.810	606639	8586.05	30.4	21964.24	1140725	24.9108 ng/ml

# AM #28 Multi-Drug Quant. Results

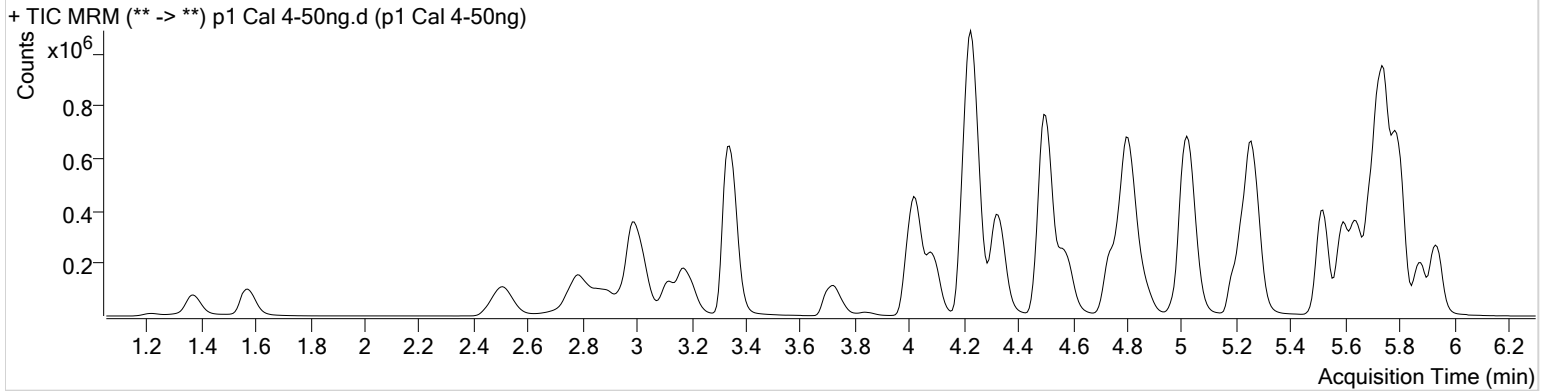
TS \$



**Batch results** D:\MassHunter\Data\2020\AM 27-28\041420 AM 27 28 SP\QuantResults\AM 28.batch.bin  
**Calibration Last Update** 4/15/2020 9:37:50 AM

<b>Instrument</b>	Falco	<b>Data File</b>	p1 Cal 4-50ng.d
<b>Type</b>	Cal	<b>Sample</b>	p1 Cal 4-50ng
<b>Acq. Method</b>	MDQ P1 01112020.m	<b>Operator</b>	Sarah Pickle
<b>Sample Position</b>	P5-E12	<b>Comment</b>	
<b>Injection Volume</b>	2		
<b>Acq. Date-Time</b>	4/14/2020 4:23:55 PM		
<b>Sample Info.</b>			

**Sample Chromatogram**



Name	RT	Resp.	S/N	Ratio	S/N	ISTD Resp.	Final Conc.
6-MAM	3.109	9918	297.38	70.5	4900.94	45740	4.9645 ng/ml
7-aminoclonazepam	4.224	253635	11368.61	81.1	377.04	205828	53.1347 ng/ml
a-hydroxyalprazolam	5.673	102157	1813.78	62.4	380.30	46774	51.9579 ng/ml
alpha-PVP	4.330	516336	29960.33	51.3	1105.90	458882	49.0135 ng/ml
Alprazolam	5.756	391269	∞	104.6	1253.61	205618	48.5127 ng/ml
Amphetamine	2.994	762242	15120.17	52.8	6145.25	183760	54.1616 ng/ml
Benzoylcegonine	3.847	22648	521.50	8.2	52.07	17195	49.6897 ng/ml
Buprenorphine	5.665	9091	264.71	19.3	81.00	72083	4.6504 ng/ml
Bupropion	4.752	417880	31073.08	58.7	804.34	293704	51.2872 ng/ml
Carisoprodol	5.705	344154	100860.33	55.2	2230.29	336177	51.4652 ng/ml
Citalopram	5.202	244190	680.57	40.6	455.96	220061	49.6810 ng/ml
Clonazepam	5.586	496764	501.60	33.9	333.77	120341	52.2787 ng/ml
Cocaine	4.237	545770	1126124.19	44.9	24669.51	850245	49.6067 ng/ml
Codeine	2.529	62574	1295.44	102.4	2973.47	57037	51.3197 ng/ml
Cyclobenzaprine	5.610	163084	848751.67	9.5	∞	131783	48.4551 ng/ml
Dextromethorphan	5.245	129241	212.65	80.3	724.21	120276	49.3883 ng/ml
Dextrorphan	4.093	116715	2793.26	208.8	19642.46	302014	50.4222 ng/ml
Diazepam	5.941	284372	2035.48	87.5	2061.27	261676	51.2705 ng/ml
Dihydrocodeine	2.508	158252	1778.98	67.8	1514.77	175199	52.8742 ng/ml
Diphenhydramine	5.266	550722	97861.82	33.2	1838.43	779008	49.3801 ng/ml
Doxylamine	4.500	1091554	55962.24	96.8	37853.56	928912	49.6989 ng/ml
EDDP	5.237	316087	∞	42.5	5662.48	339126	50.3107 ng/ml
Fentanyl	5.059	17214	3103.58	60.6	∞	183833	4.9285 ng/ml
Fluoxetine	5.702	187503	9682.46	8.5	144.35	157160	50.4976 ng/ml
Hydrocodone	2.985	203865	64.33	40.0	111.86	254931	55.3400 ng/ml
Hydromorphone	1.574	162363	804.90	78.4	∞	122848	50.4359 ng/ml
Ketamine	4.013	496851	18404.59	38.3	1367.89	453432	51.0052 ng/ml
Lamotrigine	4.241	47352	1815.49	81.5	∞	453432	53.8007 ng/ml
Lorazepam	5.728	393634	∞	54.8	1656.66	120341	52.4623 ng/ml
Meprobamate	4.868	183045	21224.54	25.7	6193.14	188190	50.1421 ng/ml
Methadone	5.641	318742	909.01	55.5	4151.05	309462	49.1608 ng/ml
Methamphetamine	3.181	428713	404.51	42.4	576.13	342035	52.5406 ng/ml
Metoprolol	4.299	77798	2346.67	97.3	2187.80	1063528	51.4539 ng/ml

TS \$



# AM #28 Multi-Drug Quant. Results

Name	RT	Resp.	S/N	Ratio	S/N	ISTD Resp.	Final Conc.
Mirtazapine	4.576	484164	1970.81	49.3	58158.02	458882	47.5443 ng/ml
Mitragynine	5.187	52197	8665.80	38.0	∞	309462	49.3553 ng/ml
Morphine	1.220	23531	901.66	23.1	928.34	4577	53.0903 ng/ml
Norbuprenorphine	4.970	1009	97.10	80.8	34.81	9549	5.0873 ng/ml
Nordiazepam	5.881	262482	5923.14	58.2	4989.56	167471	50.7157 ng/ml
Norfentanyl	4.053	78722	8600.62	37.9	450.48	690509	4.8292 ng/ml
Norhydrocodone	3.032	18562	440.56	41.9	135.96	38338	47.2239 ng/ml
Noroxycodone	2.869	185177	1344.52	50.2	∞	113736	49.7972 ng/ml
O-desmethyl-tramadol	3.341	1111893	5242.79	6.0	813.82	1199755	49.7705 ng/ml
Oxazepam	5.738	452509	7139.52	70.2	∞	543746	51.6877 ng/ml
Oxycodone	2.787	383780	1433.74	32.1	∞	357476	51.0872 ng/ml
Oxymorphone	1.370	154145	∞	50.3	∞	114078	49.8349 ng/ml
Phentermine	3.738	153395	1418.62	2.7	90.55	365547	52.5763 ng/ml
Promethazine	5.527	384353	1777.65	31.1	3505.84	344569	49.4139 ng/ml
Quetiapine	5.503	259312	80985.49	61.0	10149.05	69796	51.1265 ng/ml
Sertraline	5.770	99188	366.68	89.4	2236.62	85306	50.0497 ng/ml
Temazepam	5.805	719805	1328.96	29.6	467.64	763489	49.3336 ng/ml
Tramadol	4.219	1019965	34521.93	3.3	1345.95	1063528	51.5522 ng/ml
Trazodone	5.025	337873	1496.92	79.4	53872.75	290332	54.8630 ng/ml
Venlafaxine	5.013	729847	3819.81	35.9	707.51	763019	49.4300 ng/ml
Zolpidem	4.810	1143008	4208.99	30.3	977.58	1073446	50.0828 ng/ml



# AM #28 Multi-Drug Quant. Results

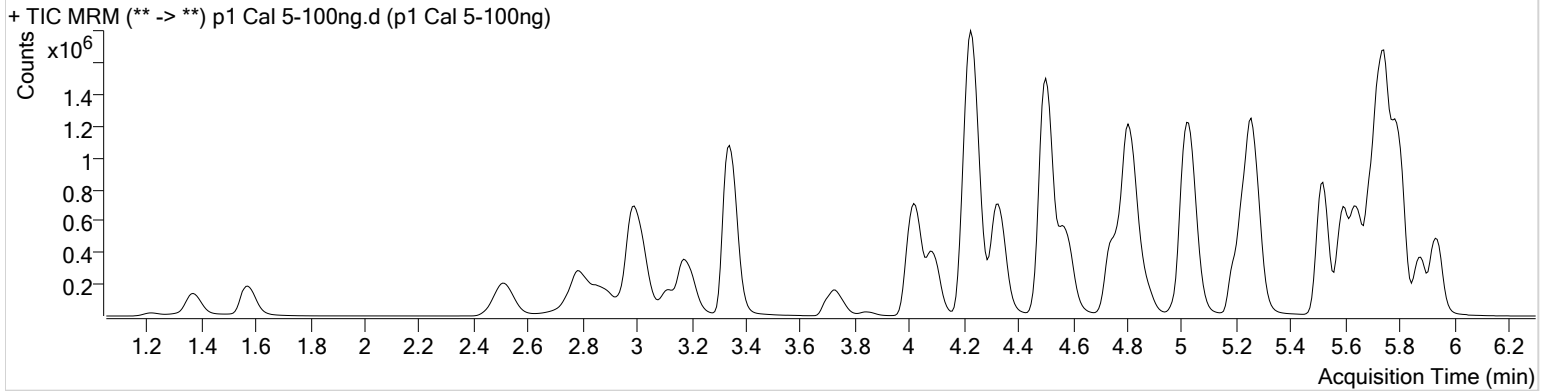
TS \$



**Batch results** D:\MassHunter\Data\2020\AM 27-28\041420 AM 27 28 SP\QuantResults\AM 28.batch.bin  
**Calibration Last Update** 4/15/2020 9:37:50 AM

<b>Instrument</b>	Falco	<b>Data File</b>	p1 Cal 5-100ng.d
<b>Type</b>	Cal	<b>Sample</b>	p1 Cal 5-100ng
<b>Acq. Method</b>	MDQ P1 01112020.m	<b>Operator</b>	Sarah Pickle
<b>Sample Position</b>	P5-D12	<b>Comment</b>	
<b>Injection Volume</b>	2		
<b>Acq. Date-Time</b>	4/14/2020 4:34:31 PM		
<b>Sample Info.</b>			

**Sample Chromatogram**



Name	RT	Resp.	S/N	Ratio	S/N	ISTD Resp.	Final Conc.
6-MAM	3.103	22715	703.81	69.2	10109.24	52780	9.8936 ng/ml
7-aminoclonazepam	4.224	521379	1150.90	79.8	∞	219605	102.9349 ng/ml
a-hydroxyalprazolam	5.673	209966	2284.81	63.9	994.41	47677	105.1501 ng/ml
alpha-PVP	4.330	1159013	47773.43	50.9	2957.15	515700	97.4078 ng/ml
Alprazolam	5.756	819389	2037.91	101.9	2351.77	215298	96.5399 ng/ml
Amphetamine	2.994	1603715	40216.51	52.8	13290.29	202679	104.2639 ng/ml
Benzoylcegonine	3.847	49471	1909.41	8.0	473.79	19131	98.0565 ng/ml
Buprenorphine	5.665	23764	275.51	15.5	∞	89391	9.8009 ng/ml
Bupropion	4.752	919093	47727.62	59.1	2870.22	332074	100.1192 ng/ml
Carisoprodol	5.705	693947	32803.30	55.3	3128.62	342323	102.2510 ng/ml
Citalopram	5.202	577302	912.30	40.4	∞	260410	99.4936 ng/ml
Clonazepam	5.586	1048880	1963.60	33.4	17134.16	129838	102.9047 ng/ml
Cocaine	4.237	1164735	174378.21	45.3	27934.60	930276	96.3722 ng/ml
Codeine	2.529	134273	344.74	103.1	487.95	62897	100.2860 ng/ml
Cyclobenzaprine	5.610	404791	31742.15	9.4	95.61	162633	97.4126 ng/ml
Dextromethorphan	5.245	311792	750.06	79.3	10412.44	145419	98.7756 ng/ml
Dextrorphan	4.093	257567	1186.24	212.5	11982.95	341896	98.3876 ng/ml
Diazepam	5.941	616515	2788.76	88.3	1677.23	293089	99.4186 ng/ml
Dihydrocodeine	2.508	346141	18376.17	67.6	3404.84	197486	103.0439 ng/ml
Diphenhydramine	5.272	1290262	20945.19	33.3	604.85	927646	96.9346 ng/ml
Doxylamine	4.500	2451035	117810.14	96.5	63743.56	1045969	99.0302 ng/ml
EDDP	5.237	824321	1061.72	42.7	1209.38	456479	97.5885 ng/ml
Fentanyl	5.059	42963	497.37	60.7	81428.44	229476	9.8340 ng/ml
Fluoxetine	5.702	458001	2458.36	8.9	40164.08	193294	100.7205 ng/ml
Hydrocodone	2.985	412860	499.20	41.4	∞	280804	102.0012 ng/ml
Hydromorphone	1.574	353713	1011.68	78.7	770.60	136829	98.8527 ng/ml
Ketamine	4.013	1082360	26046.04	37.9	7387.86	501927	100.7772 ng/ml
Lamotrigine	4.241	97089	1744.45	80.2	3078.02	501927	100.8198 ng/ml
Lorazepam	5.728	782892	∞	56.2	∞	129838	97.4302 ng/ml
Meprobamate	4.868	379590	21752.98	26.2	339.57	202882	96.3554 ng/ml
Methadone	5.648	777987	5126.52	54.7	12533.45	383351	96.5239 ng/ml
Methamphetamine	3.181	952080	7670.28	42.0	7087.44	387854	104.3548 ng/ml
Metoprolol	4.299	168852	33205.75	97.0	3438.40	1182550	100.7179 ng/ml

# AM #28 Multi-Drug Quant. Results

TS \$



Name	RT	Resp.	S/N	Ratio	S/N	ISTD Resp.	Final Conc.
Mirtazapine	4.576	1114084	10257.95	49.3	4984.67	515700	96.8457 ng/ml
Mitragynine	5.193	132526	∞	38.5	207262.18	383351	101.1087 ng/ml
Morphine	1.220	50414	1729.96	24.3	168.06	5190	100.5534 ng/ml
Norbuprenorphine	4.963	2405	40.17	72.9	98.83	11798	10.1201 ng/ml
Nordiazepam	5.881	566016	2417.72	57.1	2992.92	184062	99.7146 ng/ml
Norfentanyl	4.053	174502	3881.67	37.5	1518.60	775990	9.5278 ng/ml
Norhydrocodone	3.032	38504	113.74	42.2	80.95	38918	95.9337 ng/ml
Noroxycodone	2.862	392090	1917.88	50.4	996.96	123385	97.1487 ng/ml
O-desmethyl-tramadol	3.341	2449718	50783.91	6.0	1240.84	1353788	97.2440 ng/ml
Oxazepam	5.738	908276	10436.41	71.4	12169.85	561214	100.6810 ng/ml
Oxycodone	2.787	852266	2226.85	32.0	8386.66	404005	100.6322 ng/ml
Oxymorphone	1.370	342997	∞	49.1	∞	126600	100.3801 ng/ml
Phentermine	3.738	331327	2588.44	2.7	335.74	407899	102.1290 ng/ml
Promethazine	5.520	960000	12304.72	31.4	12034.26	447622	94.3287 ng/ml
Quetiapine	5.503	594311	135782.50	60.6	11663297.8	82016	99.9597 ng/ml
					2		
Sertraline	5.770	239599	1913.39	89.2	820.70	106866	96.2055 ng/ml
Temazepam	5.798	1581306	963.80	29.2	5060.04	848375	97.2814 ng/ml
Tramadol	4.219	2168367	1559.53	3.4	680.27	1182550	99.2859 ng/ml
Trazodone	5.031	795185	84846.78	79.3	2631.28	354205	107.3622 ng/ml
Venlafaxine	5.020	1586975	20176.74	36.0	3529.50	852458	95.7876 ng/ml
Zolpidem	4.810	2533218	3128.25	30.0	2108.39	1196815	99.7574 ng/ml

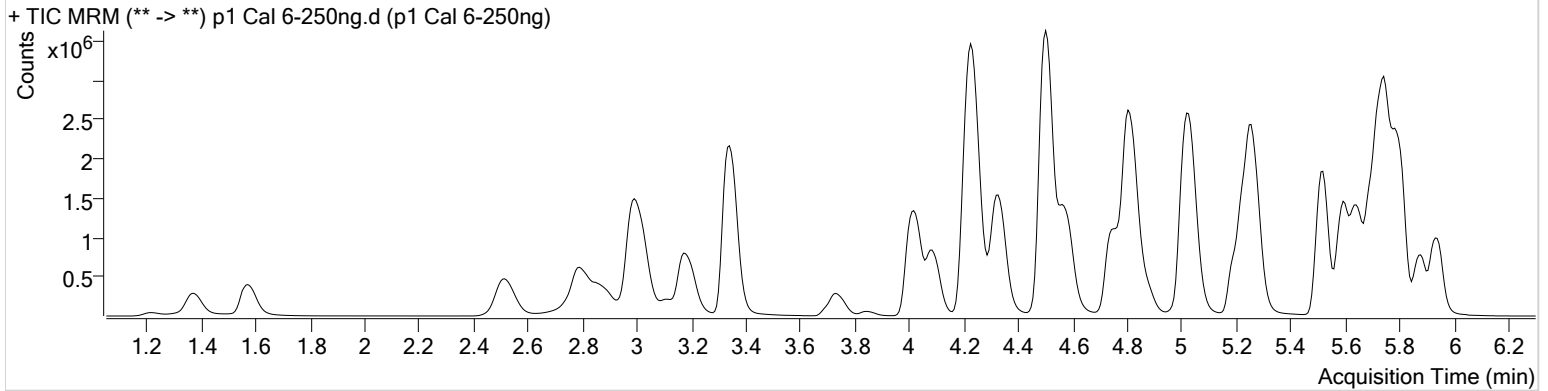
# AM #28 Multi-Drug Quant. Results



**Batch results** D:\MassHunter\Data\2020\AM 27-28\041420 AM 27 28 SP\QuantResults\AM 28.batch.bin  
**Calibration Last Update** 4/15/2020 9:37:50 AM

<b>Instrument</b>	Falco	<b>Data File</b>	p1 Cal 6-250ng.d
<b>Type</b>	Cal	<b>Sample</b>	p1 Cal 6-250ng
<b>Acq. Method</b>	MDQ P1 01112020.m	<b>Operator</b>	Sarah Pickle
<b>Sample Position</b>	P5-C12	<b>Comment</b>	
<b>Injection Volume</b>	2		
<b>Acq. Date-Time</b>	4/14/2020 4:45:07 PM		
<b>Sample Info.</b>			

## Sample Chromatogram



Name	RT	Resp.	S/N	Ratio	S/N	ISTD Resp.	Final Conc.
6-MAM	3.103	59317	2340.85	71.5	5853.55	54420	25.1176 ng/ml
7-aminoclonazepam	4.217	1092333	18364.02	81.3	∞	192268	247.1641 ng/ml
a-hydroxyalprazolam	5.673	469866	829.33	63.9	1219.42	44931	250.2051 ng/ml
alpha-PVP	4.330	2941756	298214.05	51.0	1275.60	522797	243.1403 ng/ml
Alprazolam	5.756	1859697	1677.44	102.4	∞	190257	247.1841 ng/ml
Amphetamine	2.994	3710094	24295.53	52.3	40692.94	203570	241.5132 ng/ml
Benzoylcegonine	3.840	126655	19361.67	7.9	2657.14	19245	250.3619 ng/ml
Buprenorphine	5.665	56102	3609.16	16.4	2753.69	82333	25.1193 ng/ml
Bupropion	4.746	2341838	14479.84	58.9	11505.96	336997	251.9357 ng/ml
Carisoprodol	5.705	1517369	∞	54.8	10411.06	307310	249.5527 ng/ml
Citalopram	5.195	1416142	1731.93	40.2	1409.01	253803	250.7767 ng/ml
Clonazepam	5.586	2447405	881.70	33.9	83000.31	122281	255.8728 ng/ml
Cocaine	4.237	2790132	181512.44	45.7	144890.90	887807	241.2895 ng/ml
Codeine	2.529	328203	109.29	101.0	14004.95	61024	253.3352 ng/ml
Cyclobenzaprine	5.610	973297	193120.29	9.6	982.43	152065	250.4312 ng/ml
Dextromethorphan	5.245	722839	31670.48	79.6	865.51	134929	247.1431 ng/ml
Dextrorphan	4.093	661398	35371.40	211.9	5012.51	347848	248.4759 ng/ml
Diazepam	5.941	1470738	10162.91	87.3	1548.53	276493	251.6957 ng/ml
Dihydrocodeine	2.508	884822	28345.68	66.9	25738.41	202412	257.7017 ng/ml
Diphenhydramine	5.272	3177800	625.94	32.9	14222.14	893015	247.6475 ng/ml
Doxylamine	4.500	6506589	169854.73	96.6	345531.49	1100398	249.7670 ng/ml
EDDP	5.237	2045424	49609.21	42.3	2200.14	442572	249.9499 ng/ml
Fentanyl	5.059	104380	6336.16	62.5	∞	217043	25.2290 ng/ml
Fluoxetine	5.702	985199	2659.16	8.8	192146.12	169129	248.2538 ng/ml
Hydrocodone	2.978	1035221	∞	39.8	∞	280752	256.2670 ng/ml
Hydromorphone	1.574	857721	917.05	78.5	952.21	130381	251.8914 ng/ml
Ketamine	4.013	2769666	3031.37	37.9	1165.94	517326	250.8178 ng/ml
Lamotrigine	4.248	207870	8958.07	79.4	25454.46	517326	210.9079 ng/ml
Lorazepam	5.728	1417618	3763.28	55.4	∞	122281	188.1130 ng/ml
Meprobamate	4.868	893898	34497.48	25.7	7054.26	181727	253.1506 ng/ml
Methadone	5.641	1890486	137716.36	55.4	4029.61	367034	244.4382 ng/ml
Methamphetamine	3.181	2308001	2464.85	42.0	2275.64	387253	255.5370 ng/ml
Metoprolol	4.299	423533	256873.80	96.1	5085.33	1202223	248.9326 ng/ml

TS \$



# AM #28 Multi-Drug Quant. Results

Name	RT	Resp.	S/N	Ratio	S/N	ISTD Resp.	Final Conc.
Mirtazapine	4.576	2828577	∞	49.4	9323.60	522797	241.8249 ng/ml
Mitragynine	5.187	315850	23390.75	39.4	60349.38	367034	251.6163 ng/ml
Morphine	1.220	120251	2215.74	23.9	398.67	4881	255.4317 ng/ml
Norbuprenorphine	4.970	5767	114.68	84.4	240.27	11414	25.5638 ng/ml
Nordiazepam	5.881	1349312	∞	56.6	6796.60	173088	253.1116 ng/ml
Norfentanyl	4.053	452442	7855.95	37.0	785.80	776666	24.6858 ng/ml
Norhydrocodone	3.032	88658	∞	39.7	664.32	34312	249.6778 ng/ml
Noroxycodone	2.869	946118	1265.10	49.3	360.91	116276	248.6781 ng/ml
O-desmethyl-tramadol	3.344	6357611	3480.98	5.9	24658.18	1350676	253.0647 ng/ml
Oxazepam	5.731	1844793	51958.06	69.7	14377.88	448422	256.1937 ng/ml
Oxycodone	2.787	2171892	5155.93	32.0	1168.07	413483	250.9528 ng/ml
Oxymorphone	1.370	802903	∞	50.2	∞	116112	256.9071 ng/ml
Phentermine	3.738	834878	5303.62	2.7	1067.08	414302	253.9342 ng/ml
Promethazine	5.520	2374039	63798.12	30.4	2258.38	424952	244.5359 ng/ml
Quetiapine	5.503	1531775	64594.83	61.0	11612.21	84565	250.2537 ng/ml
Sertraline	5.770	508178	9865.77	88.9	1759.38	87592	248.4275 ng/ml
Temazepam	5.805	3793583	25972.54	28.8	2744.15	796662	248.1260 ng/ml
Tramadol	4.219	5360607	117928.16	3.4	1795.95	1202223	242.5679 ng/ml
Trazodone	5.031	1963973	524539.56	79.2	5362.04	356689	265.7054 ng/ml
Venlafaxine	5.013	4080815	129167.01	36.0	31478.37	868836	240.9999 ng/ml
Zolpidem	4.812	6454646	229235.20	29.8	1919.21	1200222	253.7758 ng/ml

# AM #28 Multi-Drug Quant. Results

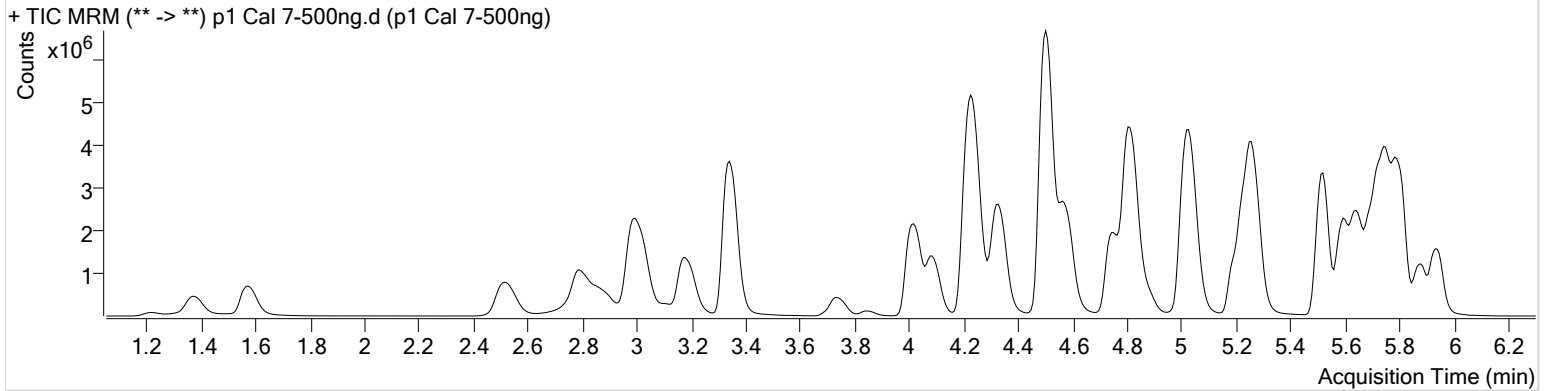
TS \$



**Batch results** D:\MassHunter\Data\2020\AM 27-28\041420 AM 27 28 SP\QuantResults\AM 28.batch.bin  
**Calibration Last Update** 4/15/2020 9:37:50 AM

<b>Instrument</b>	Falco	<b>Data File</b>	p1 Cal 7-500ng.d
<b>Type</b>	Cal	<b>Sample</b>	p1 Cal 7-500ng
<b>Acq. Method</b>	MDQ P1 01112020.m	<b>Operator</b>	Sarah Pickle
<b>Sample Position</b>	P5-B12	<b>Comment</b>	
<b>Injection Volume</b>	2		
<b>Acq. Date-Time</b>	4/14/2020 4:55:44 PM		
<b>Sample Info.</b>			

**Sample Chromatogram**



Name	RT	Resp.	S/N	Ratio	S/N	ISTD Resp.	Final Conc.
6-MAM	3.103	118452	1661.41	70.4	1008.13	53677	50.8932 ng/ml
7-aminoclonazepam	4.217	1581210	13457.34	81.0	∞	154589	445.4730 ng/ml
a-hydroxyalprazolam	5.673	727038	5805.27	64.3	1570.27	35302	493.1200 ng/ml
alpha-PVP	4.330	5384057	9993.30	50.6	142334.10	473796	490.5213 ng/ml
Alprazolam	5.756	3005899	∞	101.6	1789.36	149098	509.3082 ng/ml
Amphetamine	2.994	6049661	36013.40	51.2	70459.41	185278	433.5156 ng/ml
Benzoylcegonine	3.847	271226	2117.77	8.0	4109.32	20161	512.3288 ng/ml
Buprenorphine	5.665	104447	3014.95	16.0	∞	76415	50.3853 ng/ml
Bupropion	4.746	4315394	267529.57	59.1	∞	313076	500.0887 ng/ml
Carisoprodol	5.705	2261682	∞	53.6	19630.97	229043	499.4186 ng/ml
Citalopram	5.195	2564650	∞	40.4	2357.50	233223	494.4693 ng/ml
Clonazepam	5.586	3928484	84392.69	33.6	139563.88	104538	480.9731 ng/ml
Cocaine	4.237	4920813	173467.99	44.3	79853.05	758686	497.5417 ng/ml
Codeine	2.536	568622	9938.66	101.4	13627.18	53773	498.5298 ng/ml
Cyclobenzaprine	5.610	1845630	64713.77	9.6	7192.89	141872	508.9596 ng/ml
Dextromethorphan	5.238	1290478	1734.91	79.4	9859.67	119079	500.1861 ng/ml
Dextrorphan	4.093	1221225	33975.09	209.9	28878.20	319603	499.4413 ng/ml
Diazepam	5.941	2510813	∞	88.1	∞	239164	496.9409 ng/ml
Dihydrocodeine	2.508	1587262	31915.34	67.7	56983.96	192013	487.7420 ng/ml
Diphenhydramine	5.272	5882591	332098.60	32.7	106873.31	826494	495.1046 ng/ml
Doxylamine	4.500	12497999	277207.22	95.7	∞	1035619	509.6861 ng/ml
EDDP	5.237	3989685	50036.07	42.0	26936.71	429923	502.0047 ng/ml
Fentanyl	5.065	194041	458.80	66.3	20305.84	203885	49.9073 ng/ml
Fluoxetine	5.702	1759956	47812.95	8.9	∞	151616	495.1396 ng/ml
Hydrocodone	2.978	1719424	∞	40.8	849.87	261267	457.6227 ng/ml
Hydromorphone	1.574	1608282	760.67	78.8	791.69	123649	498.2357 ng/ml
Ketamine	4.013	5123772	3929.31	37.4	14213.18	486047	494.2640 ng/ml
Lamotrigine	4.254	302971	5893.62	79.3	∞	486047	327.9354 ng/ml
Lorazepam	5.728	1604976	2849.21	54.1	4444.32	104538	249.3991 ng/ml
Meprobamate	4.875	1435016	2002.37	25.5	429.06	146107	505.3651 ng/ml
Methadone	5.641	3617337	1405.25	54.9	16577.63	347057	494.2817 ng/ml
Methamphetamine	3.181	4111740	3133.58	42.2	8966.17	363941	485.7650 ng/ml
Metoprolol	4.299	730361	12907.83	96.5	∞	1008938	511.8220 ng/ml

# AM #28 Multi-Drug Quant. Results

TS \$



Name	RT	Resp.	S/N	Ratio	S/N	ISTD Resp.	Final Conc.
Mirtazapine	4.579	5453157	26678.47	49.2	123457.41	473796	513.8852 ng/ml
Mitragynine	5.187	610550	42807.23	38.5	20025.22	347057	514.3308 ng/ml
Morphine	1.220	229854	1779.64	24.7	1429.51	5149	462.9828 ng/ml
Norbuprenorphine	4.970	11528	1700.32	82.7	318.36	11456	51.2473 ng/ml
Nordiazepam	5.881	2260193	1485.74	56.7	1558.87	148837	493.2653 ng/ml
Norfentanyl	4.053	823184	24182.47	37.3	4683.83	679784	51.3176 ng/ml
Norhydrocodone	3.039	140169	146.38	47.6	428.36	27316	495.3023 ng/ml
Noroxycodone	2.869	1572885	2155.87	50.0	548.87	96887	496.1082 ng/ml
O-desmethyl-tramadol	3.341	11799994	90334.43	5.8	3251.78	1254686	505.7027 ng/ml
Oxazepam	5.731	2388621	∞	70.6	∞	296228	502.3097 ng/ml
Oxycodone	2.787	4060889	∞	31.9	3995.71	388211	500.0189 ng/ml
Oxymorphone	1.370	1420873	510.62	48.7	∞	109468	482.6363 ng/ml
Phentermine	3.738	1476413	8022.14	2.7	2038.10	379990	489.9648 ng/ml
Promethazine	5.525	4692725	19730.98	30.6	1734.05	419729	488.6484 ng/ml
Quetiapine	5.503	2851380	1822.00	60.6	57185.26	78919	499.4282 ng/ml
Sertraline	5.770	839999	226143.35	89.4	1796.30	73159	491.3324 ng/ml
Temazepam	5.805	6667791	233092.00	28.7	975.03	678152	512.0568 ng/ml
Tramadol	4.213	9387762	7838.87	3.3	21102.48	1008938	507.0353 ng/ml
Trazodone	5.031	3638290	207955.35	78.7	75219.05	338567	520.1337 ng/ml
Venlafaxine	5.013	7515334	186977.62	35.2	6030.87	781101	493.2231 ng/ml
Zolpidem	4.810	11895265	3244.05	29.3	62594.64	1110610	505.6218 ng/ml

# AM #28 Multi-Drug Quant. Results

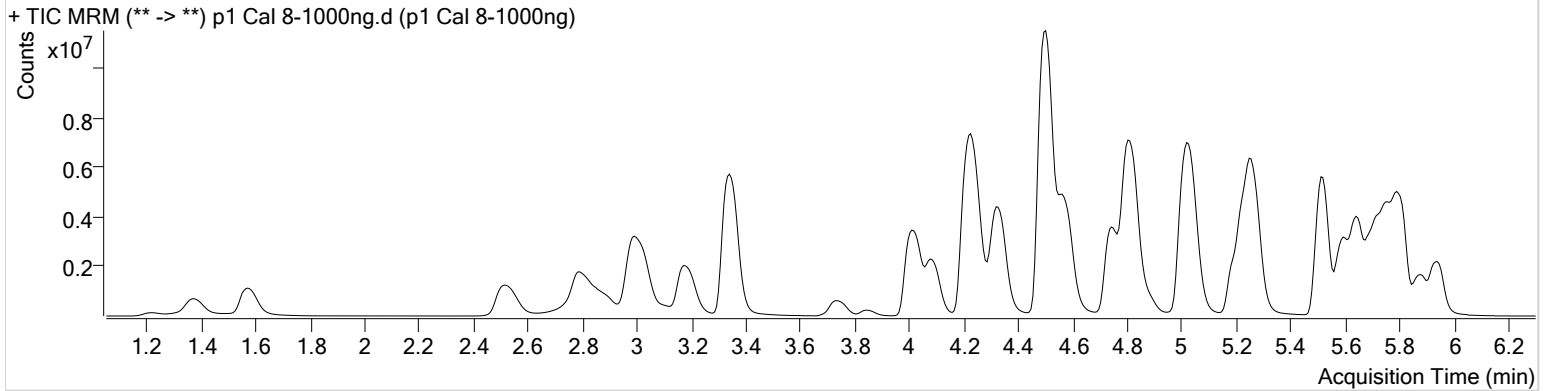
TS \$



**Batch results** D:\MassHunter\Data\2020\AM 27-28\041420 AM 27 28 SP\QuantResults\AM 28.batch.bin  
**Calibration Last Update** 4/15/2020 9:37:50 AM

<b>Instrument</b>	Falco	<b>Data File</b>	p1 Cal 8-1000ng.d
<b>Type</b>	Cal	<b>Sample</b>	p1 Cal 8-1000ng
<b>Acq. Method</b>	MDQ P1 01112020.m	<b>Operator</b>	Sarah Pickle
<b>Sample Position</b>	P5-A12	<b>Comment</b>	
<b>Injection Volume</b>	2		
<b>Acq. Date-Time</b>	4/14/2020 5:06:21 PM		
<b>Sample Info.</b>			

**Sample Chromatogram**



Name	RT	Resp.	S/N	Ratio	S/N	ISTD Resp.	Final Conc.
6-MAM	3.103	228582	10513.59	70.5	5859.81	50576	104.2728 ng/ml
7-aminoclonazepam	4.211	1817774	10665.58	78.7	13322.59	102734	771.0599 ng/ml
a-hydroxyalprazolam	5.673	1001535	∞	63.8	2076.71	25666	934.6726 ng/ml
alpha-PVP	4.330	9659877	353819.13	50.4	284085.62	408509	1020.1956 ng/ml
Alprazolam	5.759	4359708	7493.67	101.2	13444.11	110235	998.6454 ng/ml
Amphetamine	3.001	8739443	∞	50.9	51140.44	160571	723.3225 ng/ml
Benzoylcegonine	3.840	553140	68451.42	7.8	20936.49	19545	1078.3472 ng/ml
Buprenorphine	5.665	161042	6007.20	16.1	500.43	57122	103.9258 ng/ml
Bupropion	4.748	8014367	7848.58	58.1	3051.42	291938	996.3589 ng/ml
Carisoprodol	5.705	2833018	134288.96	54.8	42394.58	150692	951.1574 ng/ml
Citalopram	5.195	4246071	2283.48	40.0	∞	189880	1005.7659 ng/ml
Clonazepam	5.586	5436435	116225.38	33.3	52275.53	75166	926.2605 ng/ml
Cocaine	4.237	7924320	103775.96	44.4	152166.20	598332	1015.5317 ng/ml
Codeine	2.543	932097	22888.84	98.7	8378.60	45312	970.2063 ng/ml
Cyclobenzaprine	5.611	2978858	123238.86	9.6	1791.29	111821	1042.1802 ng/ml
Dextromethorphan	5.238	1982687	1016.58	79.2	1267.37	91085	1004.8942 ng/ml
Dextrorphan	4.093	2094329	23124.14	211.9	39820.51	272844	1003.4002 ng/ml
Diazepam	5.941	3825853	∞	88.2	∞	183597	986.5773 ng/ml
Dihydrocodeine	2.508	2698846	7520.94	65.4	60821.33	178256	893.7156 ng/ml
Diphenhydramine	5.272	9865514	213185.14	32.5	1868.87	678438	1011.2924 ng/ml
Doxylamine	4.500	22771574	275216.49	94.6	237932.16	969299	992.1229 ng/ml
EDDP	5.237	7056978	8123.99	41.9	2992.02	371886	1026.6498 ng/ml
Fentanyl	5.059	326509	6983.19	67.0	572.68	159177	107.5420 ng/ml
Fluoxetine	5.702	2672963	55246.07	8.6	543.46	113478	1005.1933 ng/ml
Hydrocodone	2.978	2920277	∞	42.0	∞	226083	898.4762 ng/ml
Hydromorphone	1.574	2747074	583.69	78.6	520.89	104838	1003.9349 ng/ml
Ketamine	4.013	9079986	20099.82	36.7	6304.10	438813	970.5816 ng/ml
Lamotrigine	4.261	372672	4401.03	79.2	32495.83	438813	447.2955 ng/ml
Lorazepam	5.721	1412054	∞	57.5	3315.19	75166	305.3532 ng/ml
Meprobamate	4.875	2048834	73702.03	25.6	46660.11	100253	1051.4306 ng/ml
Methadone	5.641	6301412	122955.42	53.4	34067.88	294082	1015.7775 ng/ml
Methamphetamine	3.181	6320270	44653.72	41.9	2311.20	298803	910.7836 ng/ml
Metoprolol	4.292	1155026	22407.43	96.6	42459.43	866496	942.7283 ng/ml

TS \$



# AM #28 Multi-Drug Quant. Results

Name	RT	Resp.	S/N	Ratio	S/N	ISTD Resp.	Final Conc.
Mirtazapine	4.575	10138515	280372.79	48.7	∞	408509	1107.5543 ng/ml
Mitragynine	5.187	980067	91520.13	39.3	45264.70	294082	974.2981 ng/ml
Morphine	1.220	398873	∞	23.5	701.63	4192	987.1887 ng/ml
Norbuprenorphine	4.963	19015	863.76	81.9	184.58	10368	93.6691 ng/ml
Nordiazepam	5.881	3282715	4243.73	56.6	2093.91	107476	992.3516 ng/ml
Norfentanyl	4.053	1425228	40979.82	37.5	4815.43	538875	112.0851 ng/ml
Norhydrocodone	3.032	265647	354.23	42.8	∞	22393	1144.3510 ng/ml
Noroxycodone	2.869	2343959	708.12	49.7	2063.73	67767	1056.9385 ng/ml
O-desmethyl-tramadol	3.341	20612803	201047.63	5.7	2967.03	1064703	1041.0886 ng/ml
Oxazepam	5.731	2346643	∞	70.7	30890.76	155967	937.4223 ng/ml
Oxycodone	2.787	7258862	15642.25	32.0	4989.10	357742	970.1529 ng/ml
Oxymorphone	1.370	2335458	964.98	48.8	∞	87268	995.5813 ng/ml
Phentermine	3.738	2360583	∞	2.6	2260.90	328659	906.0640 ng/ml
Promethazine	5.525	8186806	56616.56	29.7	13495.54	349408	1023.2493 ng/ml
Quetiapine	5.503	5095766	2525.91	59.5	6618.62	72463	972.3006 ng/ml
Sertraline	5.770	1122767	24788.71	89.8	55674.71	47357	1014.1973 ng/ml
Temazepam	5.805	10035891	89742.41	28.4	19390.77	478904	1091.0732 ng/ml
Tramadol	4.213	15677286	1131.06	3.2	10766.50	866496	986.6742 ng/ml
Trazodone	5.038	6076101	∞	78.3	279796.70	309187	952.5495 ng/ml
Venlafaxine	5.013	13480214	82156.56	34.5	28032.61	676594	1020.8701 ng/ml
Zolpidem	4.810	20355287	150654.43	29.5	137263.03	974720	986.0443 ng/ml